




**MUNICIPIO GOMEZ PALACIO**  
 Estado Analítico del Ejercicio del Presupuesto de Egresos  
 Clasificación por Objeto del Gasto (Capítulo y Concepto)  
 Del 01/01/2026 Al 31/03/2026  
 (Cifras en Pesos)


Página 1 de 1  
 27/04/2026  
 17:32

Concepto	Egresos					Subejercicio
	Aprobado	Ampliaciones/ (Reducciones)	Modificado	Devengado	Pagado	
<b>SERVICIOS PERSONALES</b>	<b>596,614,820.00</b>	<b>16,218,655.00</b>	<b>612,833,475.00</b>	<b>133,849,972.76</b>	<b>128,688,587.43</b>	<b>478,983,502.24</b>
Remuneraciones al personal de carácter permanente	418,112,015.00	20,159,503.09	438,271,518.09	113,593,501.93	110,481,577.99	324,678,016.16
Remuneraciones al personal de carácter transitorio	1,340,355.00	58,778.24	1,399,133.24	58,778.24	53,986.39	1,340,355.00
Remuneraciones adicionales y especiales	65,287,269.00	941,078.13	66,228,347.13	4,472,968.51	4,278,325.61	61,755,378.62
Seguridad Social	47,002,487.00	0.00	47,002,487.00	8,033,201.12	8,033,201.12	38,969,285.88
Otras prestaciones sociales y económicas	47,495,564.00	5,127,949.54	52,623,513.54	7,691,522.96	5,841,496.32	44,931,990.58
Previsiones	17,377,130.00	-10,068,654.00	7,308,476.00	0.00	0.00	7,308,476.00
Pago de estímulos a servidores públicos	0.00	0.00	0.00	0.00	0.00	0.00
<b>MATERIALES Y SUMINISTROS</b>	<b>128,934,890.00</b>	<b>4,936,430.41</b>	<b>133,871,320.41</b>	<b>30,944,656.24</b>	<b>24,272,634.91</b>	<b>102,926,664.17</b>
Materiales de administración, emisión de documentos y artículos oficiales	16,392,844.00	-43,334.99	16,349,509.01	7,532,560.12	5,133,359.14	8,816,948.89
Alimentos y utensilios	1,864,560.00	226,948.09	2,091,508.09	958,754.91	841,080.22	1,132,753.18
Materias primas y materiales de producción y comercialización	0.00	4,614.48	4,614.48	4,614.48	4,614.48	0.00
Materiales y artículos de construcción y de reparación	19,042,030.00	2,473,863.85	21,515,893.85	5,477,107.71	4,349,297.38	16,038,786.14
Productos químicos, farmacéuticos y de laboratorio	19,192,559.00	-572,885.47	18,619,673.53	977,109.86	648,341.54	17,642,563.67
Combustibles, lubricantes y aditivos	64,958,445.00	1,261,679.58	66,220,124.58	14,482,186.24	12,136,398.06	51,737,938.34
Vestuario, blancos, prendas de protección y artículos deportivos	6,385,065.00	234,368.54	6,619,433.54	502,597.70	433,329.92	6,116,835.84
Materiales y suministros para seguridad	185,699.00	-23,930.80	161,768.20	0.00	0.00	161,768.20
Herramientas, refacciones y accesorios menores	913,688.00	1,375,107.13	2,288,795.13	1,009,725.22	726,214.17	1,279,069.91
<b>SERVICIOS GENERALES</b>	<b>438,797,572.00</b>	<b>61,838,599.53</b>	<b>500,636,171.53</b>	<b>104,611,825.09</b>	<b>89,626,004.17</b>	<b>396,024,346.44</b>
Servicios básicos	79,048,941.00	5,996,611.77	85,045,552.77	17,671,135.68	17,642,952.88	67,374,417.09
Servicios de arrendamiento	191,444,172.00	50,788,886.35	242,233,058.35	50,230,912.83	43,515,721.09	192,002,145.52
Servicios profesionales, científicos, técnicos y otros servicios	30,262,872.00	13,131,405.77	43,394,277.77	4,071,327.14	2,839,181.78	39,322,950.63
Servicios financieros, bancarios y comerciales	18,705,904.00	-320,549.49	18,385,354.51	4,053,853.67	3,942,039.37	14,331,500.84
Servicios de instalación, reparación, mantenimiento y conservación	25,626,698.00	3,362,056.45	28,988,754.45	6,118,303.20	3,949,826.02	22,870,451.25
Servicios de comunicación social y publicidad	36,984,505.00	-109,610.79	36,874,894.21	9,511,548.83	6,234,744.58	27,363,345.38

Servicios de traslado y viáticos	967,215.00	850,098.61	1,817,313.61	490,121.12	490,121.12	1,327,192.49
Servicios oficiales	29,070,265.00	-3,894,211.47	25,176,053.53	8,266,050.31	7,071,635.79	16,910,003.22
Otros servicios generales	26,687,000.00	-7,966,087.67	18,720,912.33	4,198,572.31	3,939,781.54	14,522,340.02
<b>TRANSFERENCIAS, ASIGNACIONES, SUBSIDIOS Y OTRAS AYUDAS</b>	<b>358,321,679.00</b>	<b>84,014,162.35</b>	<b>442,335,841.35</b>	<b>114,170,000.75</b>	<b>104,751,484.55</b>	<b>328,165,840.61</b>
Transferencias internas y asignaciones al sector público	0.00	0.00	0.00	0.00	0.00	0.00
Transferencias al resto del sector público	46,833,200.00	17,850,000.00	64,683,200.00	11,276,916.65	11,276,916.65	53,406,283.35
Subsidios y subvenciones	70,624,861.00	0.00	70,624,861.00	26,336,855.00	26,336,855.00	44,288,006.00
Ayudas sociales	68,334,583.00	37,029,250.52	105,363,833.52	32,514,915.12	25,659,753.14	72,848,918.41
Pensiones y jubilaciones	172,529,035.00	29,134,911.83	201,663,946.83	44,041,313.98	41,477,959.76	157,622,632.85
Transferencias a fideicomisos, mandatos y otros análogos	0.00	0.00	0.00	0.00	0.00	0.00
Transferencias a la seguridad social	0.00	0.00	0.00	0.00	0.00	0.00
Donativos	0.00	0.00	0.00	0.00	0.00	0.00
Transferencias al exterior	0.00	0.00	0.00	0.00	0.00	0.00
<b>BIENES MUEBLES, INMUEBLES E INTANGIBLES</b>	<b>18,670,422.00</b>	<b>6,573,158.54</b>	<b>25,243,580.54</b>	<b>3,322,293.26</b>	<b>1,227,205.81</b>	<b>21,921,287.28</b>
Mobiliario y equipo de administración	15,000,000.00	-2,832,594.47	12,167,405.53	977,500.33	460,105.56	11,189,905.20
Mobiliario y equipo educacional y recreativo	0.00	379,305.28	379,305.28	379,305.28	188,717.28	0.00
Equipo e instrumental médico y de laboratorio	0.00	103,294.00	103,294.00	103,294.00	96,744.00	0.00
Vehículos y equipo de transporte	600,197.00	400,000.00	1,000,197.00	0.00	0.00	1,000,197.00
Equipo de defensa y seguridad	3,070,225.00	5,425,733.00	8,495,958.00	0.00	0.00	8,495,958.00
Maquinaria, otros equipos y herramientas	0.00	934,391.34	934,391.34	746,644.27	413,569.58	187,747.07
Activos biológicos	0.00	0.00	0.00	0.00	0.00	0.00
Bienes inmuebles	0.00	0.00	0.00	0.00	0.00	0.00
Activos intangibles	0.00	2,163,029.39	2,163,029.39	1,115,549.39	68,069.39	1,047,480.00
<b>INVERSION PUBLICA</b>	<b>230,175,512.00</b>	<b>40,241,609.06</b>	<b>270,417,121.06</b>	<b>10,063,672.82</b>	<b>7,314,706.75</b>	<b>260,353,448.24</b>
Obra pública en bienes de dominio público	230,175,512.00	40,241,609.06	270,417,121.06	10,063,672.82	7,314,706.75	260,353,448.24
Obra pública en bienes propios	0.00	0.00	0.00	0.00	0.00	0.00
Proyectos productivos y acciones de fomento	0.00	0.00	0.00	0.00	0.00	0.00
<b>INVERSIONES FINANCIERAS Y OTRAS PROVISIONES</b>	<b>0.00</b>	<b>0.00</b>	<b>0.00</b>	<b>0.00</b>	<b>0.00</b>	<b>0.00</b>
Inversiones para el fomento de actividades productivas	0.00	0.00	0.00	0.00	0.00	0.00
Acciones y participaciones de capital	0.00	0.00	0.00	0.00	0.00	0.00
Compra de títulos y valores	0.00	0.00	0.00	0.00	0.00	0.00
Concesión de préstamos	0.00	0.00	0.00	0.00	0.00	0.00
Inversiones en fideicomisos, mandatos y otros análogos	0.00	0.00	0.00	0.00	0.00	0.00
Otras inversiones financieras	0.00	0.00	0.00	0.00	0.00	0.00
Provisiones para contingencias y otras erogaciones especiales	0.00	0.00	0.00	0.00	0.00	0.00

<b>PARTICIPACIONES Y APORTACIONES</b>	<b>0.00</b>	<b>0.00</b>	<b>0.00</b>	<b>0.00</b>	<b>0.00</b>	<b>0.00</b>
Participaciones	0.00	0.00	0.00	0.00	0.00	0.00
Aportaciones	0.00	0.00	0.00	0.00	0.00	0.00
Convenios	0.00	0.00	0.00	0.00	0.00	0.00
<b>DEUDA PUBLICA</b>	<b>99,251,011.00</b>	<b>43,106,406.17</b>	<b>142,357,417.17</b>	<b>44,591,944.34</b>	<b>44,591,944.34</b>	<b>97,765,472.83</b>
Amortización de la deuda pública	59,393,278.00	66,895,483.69	126,288,761.69	42,268,907.56	42,268,907.56	84,019,854.13
Intereses de la deuda pública	11,216,103.00	4,852,552.48	16,068,655.48	2,323,036.78	2,323,036.78	13,745,618.70
Comisiones de la deuda pública	0.00	0.00	0.00	0.00	0.00	0.00
Gastos de la deuda pública	0.00	0.00	0.00	0.00	0.00	0.00
Costo por coberturas	0.00	0.00	0.00	0.00	0.00	0.00
Apoyos financieros	0.00	0.00	0.00	0.00	0.00	0.00
Adeudos de ejercicios fiscales anteriores (ADEFAS)	28,641,630.00	-28,641,630.00	0.00	0.00	0.00	0.00
<b>Total del Egreso</b>	<b>1,870,765,906.00</b>	<b>256,929,021.06</b>	<b>2,127,694,927.06</b>	<b>441,554,365.26</b>	<b>400,472,567.96</b>	<b>1,686,140,561.80</b>


  
 LIC. BETZABÉ MARTÍNEZ ARANGO  
 PRESIDENTA MUNICIPAL

  
 LIC. BRENDA MARITZA GUEVARA CONTRERAS  
 TESORERA MUNICIPAL

  
 ARQ. JUAN FRANCISCO GONZÁLEZ DÍAZ  
 SÍNDICO MUNICIPAL


MUNICIPIO GOMEZ PALACIO  
Estado Analítico del Ejercicio del Presupuesto de Egresos  
Clasificación Económica (Por Tipo de Gasto)  
Del 01/01/2026 Al 31/03/2026  
(Cifras en Pesos)

Concepto	Egresos					Subejercicio
	Aprobado	Ampliaciones/ (Reducciones)	Modificado	Devengado	Pagado	
Gasto Corriente	1,378,781,556.00	109,231,305.46	1,488,012,861.46	339,535,140.86	305,860,751.30	1,148,477,720.60
Gasto de Capital	248,845,934.00	46,814,767.60	295,660,701.60	13,385,966.08	8,541,912.56	282,274,735.52
Amortización de la Deuda y Disminución de Pasivos	70,609,381.00	71,748,036.17	142,357,417.17	44,591,944.34	44,591,944.34	97,765,472.83
Pensiones y Jubilaciones	172,529,035.00	29,134,911.83	201,663,946.83	44,041,313.98	41,477,959.76	157,622,632.85
Participaciones	0.00	0.00	0.00	0.00	0.00	0.00
<b>Total del Egreso</b>	<b>1,870,765,906.00</b>	<b>256,929,021.06</b>	<b>2,127,694,927.06</b>	<b>441,554,365.26</b>	<b>400,472,567.96</b>	<b>1,686,140,561.80</b>




---

LIC. BETZABÉ MARTÍNEZ ARANGO  
PRESIDENTA MUNICIPAL




---

LIC. BRENDA MARITZA GUEVARA CONTRERAS  
TESORERA MUNICIPAL




---

ARQ. JUAN FRANCISCO GONZÁLEZ DÍAZ  
SÍNDICO MUNICIPAL



**MUNICIPIO GOMEZ PALACIO**  
 Estado Analítico del Ejercicio del Presupuesto de Egresos  
 Clasificación Administrativa  
 Del 01 de Enero 2026 al 31 de Marzo 2026  
 (Cifras en Pesos)

Página 1 de 1  
 27/04/2026  
 17:33

Concepto	Egresos					Subejercicio
	Aprobado	Ampliaciones/ (Reducciones)	Modificado	Devengado	Pagado	
PRESIDENCIA MUNICIPAL	10,351,992.00	0.00	10,351,992.00	1,105,233.76	1,011,345.83	9,246,758.24
CABILDO	40,168,827.00	0.00	40,168,827.00	8,031,715.31	7,897,582.21	32,137,111.69
SINDICATURA	4,307,730.00	401,070.86	4,708,800.86	1,506,481.14	1,419,747.22	3,202,319.72
SECRETARIA PARTICULAR	10,412,050.00	-1,000,000.00	9,412,050.00	2,427,592.22	1,815,918.62	6,984,457.78
DESPACHO JURIDICO	24,275,219.00	-8,000,000.00	16,275,219.00	4,874,697.80	4,716,006.12	11,400,521.20
ATENCION CIUDADANA	2,535,075.00	0.00	2,535,075.00	564,550.33	518,753.81	1,970,524.67
UNIDAD DE TRANSPARENCIA	1,790,787.00	0.00	1,790,787.00	389,959.13	313,419.87	1,400,827.87
TRIBUNAL MUNICIPAL JUSTICIA ADMINISTRATIVA	5,969,086.00	0.00	5,969,086.00	1,428,108.38	1,412,358.90	4,540,977.62
PROTECCION CIVIL	22,379,051.00	382,742.68	22,761,793.68	5,183,751.99	4,612,801.35	17,578,041.69
COMUNICACIÓN SOCIAL	37,273,958.00	0.00	37,273,958.00	9,556,166.74	7,015,060.50	27,717,791.26
DESPACHO DE RELACIONES PUBLICAS	8,815,125.00	0.00	8,815,125.00	4,767,629.52	3,212,859.38	4,047,495.48
SECRETARÍA DEL AYUNTAMIENTO	78,224,525.00	500,000.00	78,724,525.00	23,261,195.99	22,811,223.82	55,463,329.01
CONTRALORIA MUNICIPAL	10,549,764.00	0.00	10,549,764.00	2,171,050.54	1,914,014.97	8,378,713.46
OBRAS PUBLICAS	278,242,669.00	40,230,606.20	318,473,275.20	19,643,384.14	14,215,861.08	298,829,891.06
TESORERIA	151,068,476.00	33,757,327.57	184,825,803.57	46,478,382.51	46,410,350.51	138,347,421.06
CONTABILIDAD Y EGRESOS	6,637,219.00	0.00	6,637,219.00	1,462,614.46	1,311,435.78	5,174,604.54
INGRESOS	116,998,489.00	0.00	116,998,489.00	37,723,955.86	35,716,682.66	79,274,533.14
CATASTRO MUNICIPAL	10,212,883.00	7,714,000.00	17,926,883.00	2,250,782.93	2,014,203.21	15,676,100.07
DESARROLLO ECONOMICO	7,011,221.00	0.00	7,011,221.00	1,775,044.78	1,611,357.64	5,236,176.22
SERVICIOS PUBLICOS	76,169,301.00	26,657,700.00	102,827,001.00	24,928,153.75	21,541,154.29	77,898,847.25
PARQUES Y JARDINES	34,241,028.00	0.00	34,241,028.00	8,768,999.27	8,114,124.80	25,472,028.73
ALUMBRADO PUBLICO	83,704,416.00	0.00	83,704,416.00	19,820,302.31	19,516,818.00	63,884,113.69
LIMPIEZA	115,569,931.00	22,093,685.00	137,663,616.00	27,389,708.84	27,010,079.98	110,273,907.16
MANTENIMIENTO URBANO	2,131,432.00	17,257.32	2,148,689.32	537,325.37	512,884.34	1,611,363.96
PANTEONES	2,155,327.00	0.00	2,155,327.00	747,363.28	613,657.40	1,407,963.72

RASTRO	6,094,962.00	0.00	6,094,962.00	1,903,925.50	1,399,147.00	4,191,036.50
RELLENO SANITARIO	25,892,573.00	0.00	25,892,573.00	6,102,546.68	6,102,546.68	19,790,026.32
OFICIALIA MAYOR	39,332,803.00	1,742,641.00	41,075,444.00	8,792,348.04	8,592,570.27	32,283,095.96
ADQUISICIONES	4,309,355.00	16,000,000.00	20,309,355.00	942,975.33	886,932.60	19,366,379.68
SERVICIOS GENERALES	13,802,260.00	0.00	13,802,260.00	3,571,039.86	2,906,267.97	10,231,220.14
CAPITAL HUMANO	262,402,720.00	28,518,225.83	290,920,945.83	56,065,929.42	53,091,422.60	234,855,016.41
CETIC	6,397,111.00	9,559,300.72	15,956,411.72	2,442,481.28	1,012,965.87	13,513,930.44
BIENESTAR SOCIAL	57,448,647.00	31,407,361.68	88,856,008.68	31,356,639.30	24,403,904.80	57,499,369.38
EDUCACION	1,470,280.00	0.00	1,470,280.00	206,807.32	183,694.50	1,263,472.68
SEGURIDAD Y PROTECCION CIUDADANA	139,135,083.00	28,430,974.00	167,566,057.00	32,894,776.54	26,549,004.38	134,671,280.46
ACADEMIA DE POLICIA DE GOMEZ PALACIO	52,796.00	8,900,000.00	8,952,796.00	0.00	0.00	8,952,796.00
TRANSITO Y VIALIDAD	59,159,392.00	5,350,000.00	64,509,392.00	9,941,376.47	9,339,334.41	54,568,015.53
SALUD	17,413,307.00	1,000,000.00	18,413,307.00	4,272,748.87	3,735,178.29	14,140,558.13
DESARROLLO RURAL	11,620,783.00	0.00	11,620,783.00	1,439,557.56	1,374,082.67	10,181,225.44
ECOLOGIA Y PROTECCION AL AMBIENTE	17,145,628.00	100,000.00	17,245,628.00	3,591,932.09	3,306,424.50	13,653,695.91
JUVENTUD	4,868,232.00	-33,012.00	4,835,220.00	1,188,805.71	1,076,092.10	3,646,414.29
ARTE Y CULTURA	23,026,223.00	400,000.00	23,426,223.00	6,328,723.02	5,871,524.35	17,097,499.98
DEPORTES	28,475,428.00	2,640,371.00	31,115,799.00	10,189,222.59	9,264,954.57	20,926,576.41
INSTITUTO DE LA MUJER	4,521,633.00	158,769.20	4,680,402.20	1,756,446.24	1,367,415.00	2,923,955.96
PROCURADURIA DE LA MUJER	4,172,940.00	0.00	4,172,940.00	840,477.80	762,762.61	3,332,462.20
INSTITUTO MUNICIPAL DE PLANEACION	2,828,169.00	0.00	2,828,169.00	931,455.30	913,640.52	1,896,713.70
<b>Total del Egreso</b>	<b>1,870,765,906.00</b>	<b>256,929,021.06</b>	<b>2,127,694,927.06</b>	<b>441,554,365.26</b>	<b>400,472,567.96</b>	<b>1,686,140,561.80</b>



LIC. BETZABÉ MARTÍNEZ ARANGO  
PRESIDENTA MUNICIPAL



LIC. BRENDA MARITZA GUEVARA CONTRERAS  
TESORERA MUNICIPAL



ARQ. JUAN FRANCISCO GONZÁLEZ DÍAZ  
SÍNDICO MUNICIPAL




CIENCIA, TECNOLOGÍA E INNOVACIÓN	0.00	0.00	0.00	0.00	0.00	0.00
OTRAS INDUSTRIAS Y OTROS ASUNTOS ECONÓMICOS	0.00	0.00	0.00	0.00	0.00	0.00
<b>OTRAS NO CLASIFICADAS EN FUNCIONES ANTERIORES</b>	<b>0.00</b>	<b>0.00</b>	<b>0.00</b>	<b>0.00</b>	<b>0.00</b>	<b>0.00</b>
TRANSACCIONES DE LA DEUDA PÚBLICA / COSTO FINANCIERO DE LA DEUDA	0.00	0.00	0.00	0.00	0.00	0.00
TRANSFERENCIAS, PARTICIPACIONES Y APORTACIONES ENTRE DIFERENTES NIVELES Y ÓRDENES DE GOBIERNO	0.00	0.00	0.00	0.00	0.00	0.00
SANEAMIENTO DEL SISTEMA FINANCIERO	0.00	0.00	0.00	0.00	0.00	0.00
ADEUDOS DE EJERCICIOS FISCALES ANTERIORES	0.00	0.00	0.00	0.00	0.00	0.00
<b>Total del Egreso</b>	<b>1,870,765,906.00</b>	<b>256,929,021.06</b>	<b>2,127,694,927.06</b>	<b>441,554,365.26</b>	<b>400,472,567.96</b>	<b>1,686,140,561.80</b>



LIC. BETZABÉ MARTÍNEZ ARANGO  
PRESIDENTA MUNICIPAL



LIC. BRENDA MARITZA GUEVARA CONTRERAS  
TESORERA MUNICIPAL



ARQ. JUAN FRANCISCO GONZÁLEZ DÍAZ  
SÍNDICO MUNICIPAL