






**MUNICIPIO GOMEZ PALACIO**  
 Estado Análítico del Ejercicio del Presupuesto de Egresos  
 Clasificación por Objeto del Gasto (Capítulo y Concepto)  
 Del 01/10/2023 Al 31/12/2023

Página 1 de 1  
 25/01/2024  
 08:55

Concepto	Egresos					Subejercicio
	Aprobado	Ampliaciones/ (Reducciones)	Modificado	Devengado	Pagado	
	1	2	3=(1+2)	4	5	
<b>SERVICIOS PERSONALES</b>	<b>0.00</b>	<b>208,333,845.49</b>	<b>208,333,845.49</b>	<b>178,008,911.57</b>	<b>184,141,665.40</b>	<b>30,324,933.92</b>
Remuneraciones al personal de carácter permanente	0.00	126,551,861.37	126,551,861.37	108,724,113.83	108,724,113.83	17,827,747.54
Remuneraciones al personal de carácter transitorio	0.00	1,071,955.00	1,071,955.00	1,071,955.00	1,071,955.00	0.00
Remuneraciones adicionales y especiales	0.00	54,886,862.38	54,886,862.38	54,055,375.39	54,030,949.18	831,486.99
Seguridad Social	0.00	10,767,710.78	10,767,710.78	4,034,430.83	4,034,430.83	6,733,279.95
Otras prestaciones sociales y económicas	0.00	15,055,455.96	15,055,455.96	10,123,036.52	16,280,216.56	4,932,419.44
Previsiones	0.00	0.00	0.00	0.00	0.00	0.00
Pago de estímulos a servidores públicos	0.00	0.00	0.00	0.00	0.00	0.00
<b>MATERIALES Y SUMINISTROS</b>	<b>0.00</b>	<b>45,907,483.75</b>	<b>45,907,483.75</b>	<b>46,681,932.73</b>	<b>47,736,982.12</b>	<b>-774,448.98</b>
Materiales de administración, emisión de documentos y artículos oficiales	0.00	3,881,961.22	3,881,961.22	4,539,976.02	2,216,923.60	-658,014.80
Alimentos y utensilios	0.00	465,790.21	465,790.21	465,790.21	389,275.93	0.00
Materias primas y materiales de producción y comercialización	0.00	0.00	0.00	0.00	0.00	0.00
Materiales y artículos de construcción y de reparación	0.00	9,093,809.31	9,093,809.31	8,135,911.77	6,286,629.97	957,897.54
Productos químicos, farmacéuticos y de laboratorio	0.00	3,888,583.29	3,888,583.29	4,273,928.36	1,667,425.31	-385,345.07
Combustibles, lubricantes y aditivos	0.00	21,351,766.56	21,351,766.56	21,681,168.57	27,766,321.45	-329,402.01
Vestuario, blancos, prendas de protección y artículos deportivos	0.00	4,005,162.26	4,005,162.26	4,345,365.74	2,511,726.65	-340,203.48
Materiales y suministros para seguridad	0.00	2,883,194.38	2,883,194.38	2,883,194.38	6,048,134.86	0.00
Herramientas, refacciones y accesorios menores	0.00	337,216.52	337,216.52	356,597.68	850,544.35	-19,381.16
<b>SERVICIOS GENERALES</b>	<b>0.00</b>	<b>114,506,930.61</b>	<b>114,506,930.61</b>	<b>110,706,477.43</b>	<b>105,504,340.68</b>	<b>3,800,453.18</b>
Servicios básicos	0.00	18,088,592.25	18,088,592.25	18,093,174.30	18,278,046.57	-4,582.05
Servicios de arrendamiento	0.00	49,231,532.54	49,231,532.54	49,384,889.01	45,357,432.40	-153,356.47
Servicios profesionales, científicos, técnicos y otros servicios	0.00	13,227,954.88	13,227,954.88	8,453,590.37	8,294,612.81	4,774,364.51
Servicios financieros, bancarios y comerciales	0.00	4,171,183.51	4,171,183.51	3,267,107.75	3,065,592.29	904,075.76
Servicios de instalación, reparación, mantenimiento y conservación	0.00	4,452,767.30	4,452,767.30	5,680,605.34	6,545,458.61	-1,227,838.04

Servicios de comunicación social y publicidad	0.00	7,914,470.07	7,914,470.07	7,992,578.65	6,545,495.29	-78,108.58
Servicios de traslado y viáticos	0.00	408,269.78	408,269.78	408,269.78	408,269.79	0.00
Servicios oficiales	0.00	14,681,990.40	14,681,990.40	15,096,092.35	14,682,876.44	-414,101.95
Otros servicios generales	0.00	2,330,169.88	2,330,169.88	2,330,169.88	2,326,556.48	0.00
<b>TRANSFERENCIAS, ASIGNACIONES, SUBSIDIOS Y OTRAS AYUDAS</b>	<b>0.00</b>	<b>54,777,003.20</b>	<b>54,777,003.20</b>	<b>98,883,823.81</b>	<b>95,838,760.70</b>	<b>-44,106,820.61</b>
Transferencias internas y asignaciones al sector público	0.00	0.00	0.00	0.00	0.00	0.00
Transferencias al resto del sector público	0.00	11,603,719.29	11,603,719.29	11,603,719.29	11,603,719.29	0.00
Subsidios y subvenciones	0.00	12,951,651.81	12,951,651.81	13,679,913.81	13,679,913.81	-728,262.00
Ayudas sociales	0.00	18,369,331.48	18,369,331.48	19,451,331.48	16,404,568.37	-1,082,000.00
Pensiones y jubilaciones	0.00	11,852,300.62	11,852,300.62	54,148,859.23	54,150,559.23	-42,296,558.61
Transferencias a fideicomisos, mandatos y otros análogos	0.00	0.00	0.00	0.00	0.00	0.00
Transferencias a la seguridad social	0.00	0.00	0.00	0.00	0.00	0.00
Donativos	0.00	0.00	0.00	0.00	0.00	0.00
Transferencias al exterior	0.00	0.00	0.00	0.00	0.00	0.00
<b>BIENES MUEBLES, INMUEBLES E INTANGIBLES</b>	<b>0.00</b>	<b>1,562,346.11</b>	<b>1,562,346.11</b>	<b>2,575,754.00</b>	<b>4,022,517.83</b>	<b>-1,013,407.89</b>
Mobiliario y equipo de administración	0.00	1,194,206.04	1,194,206.04	1,229,420.26	1,748,933.01	-35,214.22
Mobiliario y equipo educacional y recreativo	0.00	36,701.14	36,701.14	92,055.95	27,932.80	-55,354.81
Equipo e instrumental médico y de laboratorio	0.00	-849.59	-849.59	171,650.41	161,516.65	-172,500.00
Vehículos y equipo de transporte	0.00	-900,000.00	-900,000.00	-329,558.40	670,441.60	-570,441.60
Equipo de defensa y seguridad	0.00	0.00	0.00	0.00	0.00	0.00
Maquinaria, otros equipos y herramientas	0.00	844,546.51	844,546.51	1,006,185.78	938,851.71	-161,639.27
Activos biológicos	0.00	0.00	0.00	0.00	0.00	0.00
Bienes inmuebles	0.00	0.00	0.00	0.00	0.00	0.00
Activos intangibles	0.00	387,742.01	387,742.01	406,000.00	474,842.06	-18,257.99
<b>INVERSION PUBLICA</b>	<b>0.00</b>	<b>24,380,199.75</b>	<b>24,380,199.75</b>	<b>52,115,925.66</b>	<b>49,663,876.60</b>	<b>-27,735,725.91</b>
Obra pública en bienes de dominio público	0.00	22,938,256.41	22,938,256.41	50,673,982.32	47,349,237.12	-27,735,725.91
Obra pública en bienes propios	0.00	1,441,943.34	1,441,943.34	1,441,943.34	2,314,639.48	0.00
Proyectos productivos y acciones de fomento	0.00	0.00	0.00	0.00	0.00	0.00
<b>INVERSIONES FINANCIERAS Y OTRAS PROVISIONES</b>	<b>0.00</b>	<b>0.00</b>	<b>0.00</b>	<b>0.00</b>	<b>0.00</b>	<b>0.00</b>
Inversiones para el fomento de actividades productivas	0.00	0.00	0.00	0.00	0.00	0.00
Acciones y participaciones de capital	0.00	0.00	0.00	0.00	0.00	0.00
Compra de títulos y valores	0.00	0.00	0.00	0.00	0.00	0.00
Concesión de préstamos	0.00	0.00	0.00	0.00	0.00	0.00
Inversiones en fideicomisos, mandatos y otros análogos	0.00	0.00	0.00	0.00	0.00	0.00

Otras inversiones financieras	0.00	0.00	0.00	0.00	0.00	0.00
Provisiones para contingencias y otras erogaciones especiales	0.00	0.00	0.00	0.00	0.00	0.00
<b>PARTICIPACIONES Y APORTACIONES</b>	<b>0.00</b>	<b>0.00</b>	<b>0.00</b>	<b>0.00</b>	<b>0.00</b>	<b>0.00</b>
Participaciones	0.00	0.00	0.00	0.00	0.00	0.00
Aportaciones	0.00	0.00	0.00	0.00	0.00	0.00
Convenios	0.00	0.00	0.00	0.00	0.00	0.00
<b>DEUDA PUBLICA</b>	<b>0.00</b>	<b>41,123,645.16</b>	<b>41,123,645.16</b>	<b>3,614,645.16</b>	<b>3,614,645.16</b>	<b>37,509,000.00</b>
Amortización de la deuda pública	0.00	40,576,415.73	40,576,415.73	3,067,415.73	3,067,415.73	37,509,000.00
Intereses de la deuda pública	0.00	547,229.43	547,229.43	547,229.43	547,229.43	0.00
Comisiones de la deuda pública	0.00	0.00	0.00	0.00	0.00	0.00
Gastos de la deuda pública	0.00	0.00	0.00	0.00	0.00	0.00
Costo por coberturas	0.00	0.00	0.00	0.00	0.00	0.00
Apoyos financieros	0.00	0.00	0.00	0.00	0.00	0.00
Adeudos de ejercicios fiscales anteriores (ADEFAS)	0.00	0.00	0.00	0.00	0.00	0.00
<b>Total del Gasto</b>	<b>0.00</b>	<b>490,591,454.07</b>	<b>490,591,454.07</b>	<b>492,587,470.36</b>	<b>490,522,788.49</b>	<b>-1,996,016.29</b>

 <hr style="border: 0; border-top: 1px solid black; margin: 5px 0;"/> <p>C. JUANA LETICIA HERRERA ALE PRESIDENTA MUNICIPAL</p>	 <hr style="border: 0; border-top: 1px solid black; margin: 5px 0;"/> <p>C.P. CARLOS GARCÍA GONZÁLEZ TESORERO MUNICIPAL</p>
 <hr style="border: 0; border-top: 1px solid black; margin: 5px 0;"/> <p>LIC. JAIME ALONSO AGUILERA GARCÍA SÍNDICO MUNICIPAL</p>	



MUNICIPIO GOMEZ PALACIO  
Estado Analítico del Ejercicio del Presupuesto de Egresos  
Clasificación Económica (Por Tipo de Gasto)  
Del 01/10/2023 Al 31/12/2023

Página 1 de 1  
25/01/2024  
08:54

Concepto	Egresos					Subejercicio 6=(3-4)
	Aprobado	Ampliaciones/ (Reducciones)	Modificado	Devengado	Pagado	
	1	2	3=(1+2)	4	5	
Gasto Corriente	0.00	412,858,143.38	412,858,143.38	381,372,822.06	380,669,391.37	31,485,321.32
Gasto de Capital	0.00	25,304,594.34	25,304,594.34	53,998,373.34	52,635,422.16	-28,693,779.00
Amortización de la Deuda y Disminución de Pasivos	0.00	40,576,415.73	40,576,415.73	3,067,415.73	3,067,415.73	37,509,000.00
Pensiones y Jubilaciones	0.00	11,852,300.62	11,852,300.62	54,148,859.23	54,150,559.23	-42,296,558.61
Participaciones	0.00	0.00	0.00	0.00	0.00	0.00
<b>Total del Gasto</b>	<b>0.00</b>	<b>490,591,454.07</b>	<b>490,591,454.07</b>	<b>492,587,470.36</b>	<b>490,522,788.49</b>	<b>-1,996,016.29</b>

  
C. JUANA LETICIA HERRERA ALE  
PRESIDENTA MUNICIPAL

  
C.P. CARLOS GARCÍA GONZÁLEZ  
TESORERO MUNICIPAL

  
LIC. JAIME ALONSO AGUILERA GARCÍA  
SÍNDICO MUNICIPAL



**MUNICIPIO GOMEZ PALACIO**  
 Estado Analítico del Ejercicio del Presupuesto de Egresos  
 Clasificación Administrativa  
 Del 01 de Octubre 2023 al 31 de Diciembre 2023

Concepto	Egresos					Subejercicio
	Aprobado	Ampliaciones/ (Reducciones)	Modificado	Devengado	Pagado	
	1	2	3=(1+2)	4	5	
PRESIDENCIA MUNICIPAL	0.00	5,635,848.06	5,635,848.06	5,635,036.17	4,345,840.34	811.89
CABILDO	0.00	10,856,771.85	10,856,771.85	10,665,598.82	10,738,513.87	191,173.03
SINDICATURA	0.00	1,387,986.21	1,387,986.21	1,374,323.01	1,368,863.00	13,663.20
SECRETARIA PARTICULAR	0.00	2,252,421.49	2,252,421.49	2,256,664.65	2,279,966.14	-4,243.16
DESPACHO JURIDICO	0.00	2,644,725.59	2,644,725.59	2,639,516.27	2,667,799.29	5,209.32
ATENCION CIUDADANA	0.00	928,847.08	928,847.08	885,833.12	909,977.79	43,013.96
UNIDAD DE TRANSPARENCIA	0.00	509,038.63	509,038.63	501,510.48	489,910.05	7,528.15
TRIBUNAL MUNICIPAL JUSTICIA ADMINISTRATIVA	0.00	2,207,045.69	2,207,045.69	2,188,240.48	2,153,988.20	18,805.21
PROTECCION CIVIL	0.00	6,205,731.89	6,205,731.89	5,953,098.14	6,080,368.31	252,633.75
COMUNICACIÓN SOCIAL	0.00	8,458,843.10	8,458,843.10	8,438,242.94	7,382,780.31	20,600.16
DESPACHO DE RELACIONES PUBLICAS	0.00	1,440,945.09	1,440,945.09	1,581,263.94	1,664,929.96	-140,318.85
SECRETARÍA DEL AYUNTAMIENTO	0.00	20,821,027.81	20,821,027.81	20,362,385.69	19,872,356.38	458,642.12
CONTRALORIA MUNICIPAL	0.00	2,931,643.95	2,931,643.95	2,862,324.04	2,848,832.73	69,319.91
OBRAS PUBLICAS	0.00	39,422,629.64	39,422,629.64	67,847,341.09	62,688,140.12	-28,424,711.45
TESORERIA	0.00	52,950,002.12	52,950,002.12	15,112,554.03	14,876,635.85	37,837,448.09
CONTABILIDAD Y EGRESOS	0.00	2,012,178.31	2,012,178.31	1,920,912.51	1,933,256.29	91,265.80
INGRESOS	0.00	24,895,922.36	24,895,922.36	20,311,435.25	19,266,821.22	4,584,487.11
CATASTRO MUNICIPAL	0.00	3,532,075.24	3,532,075.24	3,362,200.27	3,440,206.32	169,874.97
DESARROLLO ECONOMICO	0.00	4,330,900.61	4,330,900.61	2,513,014.74	1,959,690.67	1,817,885.87
SERVICIOS PUBLICOS	0.00	24,258,847.48	24,258,847.48	23,871,421.26	23,839,979.65	387,426.22
PARQUES Y JARDINES	0.00	14,790,767.69	14,790,767.69	12,610,467.83	12,696,193.82	2,180,299.86
ALUMBRADO PUBLICO	0.00	21,452,518.67	21,452,518.67	21,761,905.75	21,695,213.63	-309,387.08
LIMPIEZA	0.00	27,576,211.39	27,576,211.39	26,981,257.45	25,529,875.29	594,953.94
MANTENIMIENTO URBANO	0.00	776,041.53	776,041.53	575,678.22	579,798.23	200,363.31
PANTEONES	0.00	823,767.12	823,767.12	818,738.52	795,845.65	5,028.60
RASTRO	0.00	2,743,295.06	2,743,295.06	3,330,282.96	3,062,717.90	-586,987.90
RELLENO SANITARIO	0.00	7,985,264.39	7,985,264.39	7,988,435.67	7,566,289.00	-3,171.28
OFICIALIA MAYOR	0.00	13,585,399.84	13,585,399.84	12,305,387.81	11,587,713.64	1,280,012.03

ADQUISICIONES	0.00	1,899,317.49	1,899,317.49	1,665,285.94	1,571,802.72	234,031.55
SERVICIOS GENERALES	0.00	3,988,050.07	3,988,050.07	3,786,212.51	3,031,903.24	201,837.56
CAPITAL HUMANO	0.00	31,891,423.69	31,891,423.69	65,665,258.81	65,496,383.61	-33,773,835.12
CETIC	0.00	1,800,841.00	1,800,841.00	1,878,359.24	1,949,287.24	-77,518.24
BIENESTAR SOCIAL	0.00	18,423,630.87	18,423,630.87	19,031,660.48	18,655,786.36	-608,029.61
EDUCACION	0.00	1,867,447.66	1,867,447.66	1,677,681.37	1,622,658.75	189,766.29
SEGURIDAD Y PROTECCION CIUDADANA	0.00	59,097,148.87	59,097,148.87	52,580,958.97	67,420,985.19	6,516,189.90
ACADEMIA DE POLICIA DE GOMEZ PALACIO	0.00	0.00	0.00	0.00	0.00	0.00
TRANSITO Y VIALIDAD	0.00	21,634,030.35	21,634,030.35	20,928,215.96	19,657,221.77	705,814.39
SALUD	0.00	7,792,287.44	7,792,287.44	6,185,197.39	5,673,834.71	1,607,090.05
DESARROLLO RURAL	0.00	4,361,001.93	4,361,001.93	4,556,530.97	4,352,494.00	-195,529.04
ECOLOGIA Y PROTECCION AL AMBIENTE	0.00	5,363,060.35	5,363,060.35	5,310,095.75	5,249,749.68	52,964.60
JUVENTUD	0.00	2,497,778.82	2,497,778.82	2,470,067.50	1,683,498.18	27,711.32
ARTE Y CULTURA	0.00	9,864,975.93	9,864,975.93	7,745,691.43	7,643,344.38	2,119,284.50
DEPORTES	0.00	8,980,177.49	8,980,177.49	8,765,963.07	8,635,737.25	214,214.42
INSTITUTO DE LA MUJER	0.00	1,724,814.49	1,724,814.49	1,731,841.08	1,557,197.34	-7,026.59
PROCURADURIA DE LA MUJER	0.00	1,218,031.52	1,218,031.52	1,222,812.17	1,152,143.10	-4,780.65
INSTITUTO MUNICIPAL DE PLANEACION	0.00	770,738.21	770,738.21	730,566.61	846,257.32	40,171.60
<b>Total del Gasto</b>	<b>0.00</b>	<b>490,591,454.07</b>	<b>490,591,454.07</b>	<b>492,587,470.36</b>	<b>490,522,788.49</b>	<b>-1,996,016.29</b>



C. JUANA LETICIA HERRERA ALE  
PRESIDENTA MUNICIPAL



C.P. CARLOS GARCÍA GONZÁLEZ  
TESORERO MUNICIPAL



LIC. JAIME ALONSO AGUILERA GARCÍA  
SÍNDICO MUNICIPAL



COMUNICACIONES	0.00	0.00	0.00	0.00	0.00	0.00
TURISMO	0.00	0.00	0.00	0.00	0.00	0.00
CIENCIA, TECNOLOGÍA E INNOVACIÓN	0.00	0.00	0.00	0.00	0.00	0.00
OTRAS INDUSTRIAS Y OTROS ASUNTOS ECONÓMICOS	0.00	0.00	0.00	0.00	0.00	0.00
<b>OTRAS NO CLASIFICADAS EN FUNCIONES ANTERIORES</b>	<b>0.00</b>	<b>0.00</b>	<b>0.00</b>	<b>0.00</b>	<b>0.00</b>	<b>0.00</b>
TRANSACCIONES DE LA DEUDA PÚBLICA / COSTO FINANCIERO DE LA DEUDA	0.00	0.00	0.00	0.00	0.00	0.00
TRANSFERENCIAS, PARTICIPACIONES Y APORTACIONES ENTRE DIFERENTES NIVELES Y ÓRDENES DE GOBIERNO	0.00	0.00	0.00	0.00	0.00	0.00
SANEAMIENTO DEL SISTEMA FINANCIERO	0.00	0.00	0.00	0.00	0.00	0.00
ADEUDOS DE EJERCICIOS FISCALES ANTERIORES	0.00	0.00	0.00	0.00	0.00	0.00
<b>Total del Gasto</b>	<b>0.00</b>	<b>490,591,454.07</b>	<b>490,591,454.07</b>	<b>492,587,470.36</b>	<b>490,522,786.49</b>	<b>-1,996,016.29</b>

C. JUANA LETICIA HERRERA ALE  
PRESIDENTA MUNICIPAL

C.P. CARLOS GARCÍA GONZÁLEZ  
TESORERO MUNICIPAL

LIC. JAIME ALONSO AGUILERA GARCÍA  
SÍNDICO MUNICIPAL



**MUNICIPIO GOMEZ PALACIO**  
**Informe Administrativo sobre el Ejercicio del Presupuesto de Egresos**  
**Ramo - Capítulo y Concepto del gasto**

Periodo de Octubre del 2023 a Diciembre del 2023

Ejercicio del Presupuesto			Egresos Aprobado	Ampliaciones/ (Reducciones)	Egresos Modificado	Egresos Comprometido	Egresos Devengado	Egresos Ejercido	Egresos Pagado	Subejercicio
Capítulo	Concepto	Nombre	1	2	3=1+2	4	5	6	7	8=3-5
<b>1000</b>		<b>SERVICIOS PERSONALES</b>	<b>511,788,404.56</b>	<b>38,206,062.64</b>	<b>549,994,467.20</b>	<b>208,333,845.49</b>	<b>178,008,911.57</b>	<b>184,139,269.74</b>	<b>184,141,665.40</b>	<b>371,985,555.63</b>
	1100	Remuneraciones al personal de carácter permanente	341,293,070.40	77,639,152.84	418,932,223.24	126,551,861.37	108,724,113.83	108,724,113.83	108,724,113.83	310,208,109.41
	1111	Dietas de Cabildo	11,407,516.82	2,853,580.98	14,261,097.80	3,734,870.40	3,734,870.40	3,734,870.40	3,734,870.40	10,526,227.40
	1131	Sueldos al Personal	92,766,980.12	39,880,726.36	132,647,706.48	43,921,563.42	33,982,937.14	33,982,937.14	33,982,937.14	98,664,769.34
	1132	Sueldos de Confianza	237,118,573.46	34,904,845.50	272,023,418.96	78,895,427.55	71,006,306.29	71,006,306.29	71,006,306.29	201,017,112.67
	1200	Remuneraciones al personal de carácter transitorio	12,822,692.97	-10,042,107.46	2,780,585.51	1,071,955.00	1,071,955.00	1,071,955.00	1,071,955.00	1,708,630.51
	1211	Asimilables a Salarios	12,822,692.97	-10,042,107.46	2,780,585.51	1,071,955.00	1,071,955.00	1,071,955.00	1,071,955.00	1,708,630.51
	1300	Remuneraciones adicionales y especiales	68,266,866.98	-4,738,830.69	63,528,036.29	54,886,862.38	54,055,375.39	54,028,856.12	54,030,949.18	9,472,660.90
	1311	Prima de Antigüedad	1,280,466.26	-1,130,507.18	149,959.08	25,236.97	0.00	0.00	0.00	149,959.08
	1321	Prima Vacacional	5,582,621.62	1,658,123.44	7,240,745.06	3,383,427.16	2,976,988.30	2,974,389.43	2,974,465.08	4,263,756.76
	1322	Agüinaldos Sueldo Base	50,767,168.26	1,521.04	50,768,689.30	49,575,113.90	49,575,113.90	49,551,193.50	49,553,210.91	1,193,575.40
	1324	Prima Dominical	613,185.66	-40,039.69	573,145.97	190,930.17	142,166.95	142,166.95	142,166.95	430,979.02
	1331	Horas Extras	10,023,424.18	-5,227,927.30	4,795,496.88	1,712,154.18	1,361,106.24	1,361,106.24	1,361,106.24	3,434,390.64
	1341	Compensaciones al Personal	1.00	-1.00	0.00	0.00	0.00	0.00	0.00	0.00
	1400	Seguridad Social	18,010,956.28	7,974,729.54	25,985,685.82	10,767,710.78	4,034,430.83	4,034,430.83	4,034,430.83	21,951,254.99
	1411	ISSSTE	11,027,127.18	12,355,386.93	23,382,514.11	10,144,292.72	3,411,012.77	3,411,012.77	3,411,012.77	19,971,501.34
	1412	Aportaciones IMSS	0.00	0.00	0.00	0.00	0.00	0.00	0.00	0.00
	1421	INFONAVIT	3.00	-3.00	0.00	0.00	0.00	0.00	0.00	0.00
	1431	SAR	4,764,927.04	-4,764,927.04	0.00	0.00	0.00	0.00	0.00	0.00
	1441	Seguro de Vida Personal Protección y Vialidad	2,218,899.06	384,272.65	2,603,171.71	623,418.06	623,418.06	623,418.06	623,418.06	1,979,753.65

1500		Otras prestaciones sociales y económicas	60,786,157.46	-22,018,221.12	38,767,936.34	15,055,455.96	10,123,036.52	16,279,913.96	16,280,216.56	28,644,899.82
	1511	Fondo de ahorro	17,656,243.32	-17,656,243.32	0.00	0.00	0.00	0.00	0.00	0.00
	1512	Fondo de aportación para el riesgo	7,566,961.43	2,390,929.74	9,957,891.17	2,435,823.66	2,435,823.66	8,573,388.68	8,573,388.68	7,522,067.51
	1521	Indemnizaciones por despido	11,550,001.00	-10,283,257.44	1,266,743.56	218,542.20	13,857.34	13,857.34	13,857.34	1,252,886.22
	1522	Indemnizaciones por Accidente de Trabajo	0.00	0.00	0.00	0.00	0.00	0.00	0.00	0.00
	1541	Servicio Medico	128,288.94	155,709.85	283,998.79	73,574.06	66,616.06	104,513.97	104,513.96	217,382.73
	1542	Pago de Marcha	47,682.37	-47,682.37	0.00	0.00	0.00	0.00	0.00	0.00
	1543	Becas,Uniformes/Desp.Jabon.Gtos.funerarios	5,873,011.61	-4,616,056.54	1,256,955.07	29,360.00	29,360.00	29,360.00	29,360.00	1,227,595.07
	1545	Prima Quinquenal	425,468.24	731,021.76	1,156,490.00	714,441.99	269,000.00	269,000.00	269,000.00	887,490.00
	1546	Premio de Puntualidad	164,826.08	-134,106.38	30,719.70	665.92	0.00	0.00	0.00	30,719.70
	1547	Ayuda para Pasaje	403,250.24	-12,870.24	390,380.00	113,820.06	98,780.00	98,780.00	98,780.00	291,600.00
	1548	Guarderías	76,291.80	-76,291.80	0.00	0.00	0.00	0.00	0.00	0.00
	1549	Día del Bombero	89,014.41	-89,014.41	0.00	0.00	0.00	0.00	0.00	0.00
	1591	MONEDERO ELECTRONICO	10,922,335.75	3,088,646.48	14,010,982.23	5,107,659.12	3,659,436.02	3,659,436.02	3,659,436.02	10,351,546.21
	1592	Otras prestaciones	2,363,930.39	4,094,840.17	6,458,770.56	4,658,209.44	2,964,573.04	2,964,573.04	2,964,573.04	3,494,197.52
	1593	Gratificación Especial	742,531.21	58,318.91	800,850.12	278,792.75	38,894.22	30,704.22	30,704.22	761,955.90
	1596	Vacaciones Pagadas	2,776,320.67	377,834.47	3,154,155.14	1,424,566.76	546,696.18	536,300.69	536,603.30	2,607,458.96
1600		Previsiones	10,608,660.47	-10,608,660.47	0.00	0.00	0.00	0.00	0.00	0.00
	1611	Previsiones de carácter laboral, económica y de seguridad social	10,608,660.47	-10,608,660.47	0.00	0.00	0.00	0.00	0.00	0.00
<b>2000</b>		<b>MATERIALES Y SUMINISTROS</b>	<b>125,658,473.46</b>	<b>51,059,354.86</b>	<b>176,717,828.32</b>	<b>44,191,695.20</b>	<b>46,681,932.73</b>	<b>47,736,981.83</b>	<b>47,736,982.12</b>	<b>130,035,895.59</b>
2100		Materiales de administración, emisión de documentos y artículos oficiales	14,798,928.75	3,365,281.74	18,164,210.49	3,909,601.96	4,539,976.02	2,216,923.36	2,216,923.60	13,624,234.47
	2111	Papelería, Artículos de Escritorio	3,028,239.14	805,376.73	3,833,615.87	503,922.14	874,485.58	763,103.69	763,103.93	2,959,130.29
	2112	Impresión de Formas	1,148,850.20	1,190,459.34	2,339,309.54	435,754.00	435,754.00	56,840.00	56,840.00	1,903,555.54
	2113	equipos y artículos menores de oficina	0.00	469,057.69	469,057.69	0.00	0.00	106,726.57	106,726.58	469,057.69
	2121	Materiales y útiles de Impresión y reproducción	747,206.47	559,199.24	1,306,405.71	373,033.98	492,491.56	89,771.14	89,771.13	813,914.15
	2141	Materiales,útiles y equipos menores de tecnologías de la información y comunicaciones	11,781.49	130,321.73	142,103.22	23,998.91	23,998.91	2,020.17	2,020.17	118,104.31
	2151	Material Impreso e Información digital	4,001,821.66	2,602,529.09	6,604,350.75	1,981,900.80	1,991,598.40	639,464.20	639,464.20	4,612,752.35
	2161	Artículos de Limpieza	4,774,178.04	-1,658,301.38	3,115,876.66	533,163.90	663,819.34	520,345.90	520,345.90	2,452,057.32
	2171	Materiales Didáctico y de enseñanza	243,796.38	-148,574.90	95,221.48	0.00	0.00	0.00	0.00	95,221.48
	2172	Material para Talleres	843,055.37	-606,463.30	236,592.07	57,828.23	57,828.23	38,651.69	38,651.69	178,763.84
	2181	Materiales para el registro e identificación de bienes y personas	0.00	21,677.50	21,677.50	0.00	0.00	0.00	0.00	21,677.50
2200		Alimentos y utensilios	2,011,692.91	732,205.39	2,743,898.30	465,790.21	465,790.21	389,275.93	389,275.93	2,278,108.09

	2211	Alimentos para el Personal	507,663.00	2,049,710.60	2,557,373.60	406,434.14	406,434.14	382,001.08	382,001.08	2,150,939.46
	2221	Alimentos para animales	1,488,856.80	-1,344,299.92	144,556.88	48,952.00	48,952.00	0.00	0.00	95,604.88
	2231	Utensilios y consumibles para el servicio de alimentación	15,173.11	25,619.47	40,792.58	10,015.43	10,015.43	6,886.21	6,886.21	30,777.15
	2232	Consumibles Desechables para alimentos	0.00	1,175.24	1,175.24	388.64	388.64	388.64	388.64	786.60
	2300	<b>Materias primas y materiales de producción y comercialización</b>	<b>477,592.83</b>	<b>-477,592.83</b>	<b>0.00</b>	<b>0.00</b>	<b>0.00</b>	<b>0.00</b>	<b>0.00</b>	<b>0.00</b>
	2311	PRODUCTOS ALIMENTICIOS,AGROPECUARIOS FORESTALES COMO MATERIA PRIMA	477,592.83	-477,592.83	0.00	0.00	0.00	0.00	0.00	0.00
	2400	<b>Materiales y artículos de construcción y de reparación</b>	<b>18,560,997.16</b>	<b>20,625,730.86</b>	<b>39,186,728.02</b>	<b>7,349,471.41</b>	<b>8,135,911.77</b>	<b>6,286,629.93</b>	<b>6,286,629.97</b>	<b>31,050,816.25</b>
	2441	Madera y productos de madera	3,667.89	-3,667.89	0.00	0.00	0.00	0.00	0.00	0.00
	2461	Material eléctrico y electrónico	7,753,036.50	3,417,589.22	11,170,625.72	3,045,317.39	3,423,019.47	2,308,388.94	2,308,388.95	7,747,606.25
	2471	Artículos metálicos	3,361.79	-3,361.79	0.00	0.00	0.00	0.00	0.00	0.00
	2481	Materiales complementarios	1.00	53,061.46	53,062.46	0.00	0.00	0.00	0.00	53,062.46
	2491	Otros Materiales y Suministros	10,800,929.98	17,162,109.86	27,963,039.84	4,304,154.02	4,712,892.30	3,978,240.99	3,978,241.02	23,250,147.54
	2500	<b>Productos químicos, farmacéuticos y de laboratorio</b>	<b>10,757,748.76</b>	<b>5,337,433.84</b>	<b>16,095,182.60</b>	<b>3,888,883.19</b>	<b>4,273,928.36</b>	<b>1,667,425.33</b>	<b>1,667,425.31</b>	<b>11,821,254.24</b>
	2511	Productos químicos básicos	1,730,734.00	-1,193,785.96	536,948.04	76,664.40	105,664.40	38,280.00	38,280.00	431,283.64
	2512	ASFALTO	9,027,014.76	1,973,517.29	11,000,532.05	3,000,353.66	3,000,353.66	867,620.45	867,620.45	8,000,178.39
	2521	Fertilizantes, pesticidas y otros agroquímicos	0.00	461,110.40	461,110.40	20,351.04	20,351.04	0.00	0.00	440,759.36
	2531	Medicinas y productos farmacéuticos	0.00	2,263,249.70	2,263,249.70	262,636.85	549,974.97	428,865.27	428,865.22	1,713,274.73
	2541	Materiales, accesorios y suministros médicos	0.00	660,941.13	660,941.13	143,514.77	211,269.02	107,374.33	107,374.32	449,672.11
	2551	Materiales, accesorios y suministros de laboratorio	0.00	1,172,401.28	1,172,401.28	385,062.47	386,315.27	225,285.28	225,285.32	786,086.01
	2591	Otros productos químicos	0.00	0.00	0.00	0.00	0.00	0.00	0.00	0.00
	2600	<b>Combustibles, lubricantes y aditivos</b>	<b>61,971,940.53</b>	<b>14,317,342.72</b>	<b>76,289,283.25</b>	<b>21,345,166.57</b>	<b>21,681,168.57</b>	<b>27,766,321.45</b>	<b>27,766,321.45</b>	<b>54,608,114.68</b>
	2611	Combustibles, lubricantes y aditivos	61,971,940.53	14,317,342.72	76,289,283.25	21,345,166.57	21,681,168.57	27,766,321.45	27,766,321.45	54,608,114.68
	2700	<b>Vestuario, blancos, prendas de protección y artículos deportivos</b>	<b>14,374,118.11</b>	<b>-2,067,977.46</b>	<b>12,306,140.65</b>	<b>4,010,755.62</b>	<b>4,345,365.74</b>	<b>2,511,726.65</b>	<b>2,511,726.65</b>	<b>7,960,774.91</b>
	2711	Uniformes al personal Y Accesorios de vestir	1,155,289.81	441,709.09	1,596,998.90	97,042.70	218,282.42	194,904.94	194,904.94	1,378,716.48
	2712	uniformes al personal sindicalizado	5,553,585.37	1,867,809.27	7,421,394.64	3,513,210.80	3,513,210.80	1,962,203.80	1,962,203.80	3,908,183.84
	2721	Prendas de seguridad y protección personal	5,919,786.90	-4,856,003.41	1,063,783.49	167,678.03	167,678.03	160,738.18	160,738.18	896,105.46
	2722	prendas de seguridad sindicato	1,191,520.66	158,981.50	1,350,502.16	173,220.48	173,220.48	86,610.24	86,610.24	1,177,281.68
	2731	Material deportivo	550,000.00	309,684.14	859,684.14	59,603.61	272,974.01	107,269.49	107,269.49	586,710.13
	2741	Productos textiles	918.95	-205.55	713.40	0.00	0.00	0.00	0.00	713.40
	2751	Blancos y otros productos textiles, excepto prendas de vestir	3,016.42	10,047.50	13,063.92	0.00	0.00	0.00	0.00	13,063.92
	2800	<b>Materiales y suministros para seguridad</b>	<b>13,473.64</b>	<b>8,760,577.40</b>	<b>8,774,051.04</b>	<b>2,883,194.38</b>	<b>2,883,194.38</b>	<b>6,048,134.86</b>	<b>6,048,134.86</b>	<b>5,890,856.66</b>
	2821	Materiales de seguridad pública	2,745.68	32,870.96	35,616.64	0.00	0.00	580.00	580.00	35,616.64



	3291	Otros Arrendamientos	898,450.17	4,877,317.06	5,775,767.23	1,007,824.28	1,026,964.28	783,733.16	783,733.16	4,748,802.95
3300		<b>Servicios profesionales, científicos, técnicos y otros servicios</b>	<b>11,940,675.85</b>	<b>26,885,942.84</b>	<b>38,826,618.69</b>	<b>8,593,134.37</b>	<b>8,453,590.37</b>	<b>8,294,612.81</b>	<b>8,294,612.81</b>	<b>30,373,028.32</b>
	3311	Servicios legales de contabilidad, auditoría y relacionados	4,566,744.33	-4,164,440.79	402,303.54	27,840.00	27,840.00	27,840.00	27,840.00	374,463.54
	3312	Servicios de asesoría	0.00	383,728.00	383,728.00	0.00	0.00	0.00	0.00	383,728.00
	3321	Servicios de diseño, arquitectura, ingeniería y actividades relacionadas	1.00	2,813,141.04	2,813,142.04	325,960.00	325,960.00	325,960.00	325,960.00	2,487,182.04
	3331	Servicios de consultoría administrativa, procesos, técnica y en tecnologías de la Información	2,296,887.06	-665,735.40	1,631,151.66	20,513.07	20,513.07	26,891.51	26,891.51	1,610,638.59
	3332	Servicios de procesos, técnica y en tecnologías de la Información	0.00	247,156.01	247,156.01	247,156.01	152,156.01	130,000.01	130,000.01	95,000.00
	3341	Servicios de capacitación	500,000.00	11,526,462.99	12,026,462.99	5,633,746.11	5,633,746.11	5,633,746.11	5,633,746.11	6,392,716.88
	3351	Servicios de Investigación científica y desarrollo	1.00	-1.00	0.00	0.00	0.00	0.00	0.00	0.00
	3361	Servicios de apoyo administrativo, traducción, fotocopiado e impresión	5,280.22	6,388.22	11,668.44	1,665.60	1,665.60	1,665.60	1,665.60	10,002.84
	3371	convenio protección y seguridad	2.00	-2.00	0.00	0.00	0.00	0.00	0.00	0.00
	3372	Servicios de Protección y Seguridad	0.00	236,640.00	236,640.00	0.00	0.00	0.00	0.00	236,640.00
	3381	Servicios de vigilancia	1.00	-1.00	0.00	0.00	0.00	0.00	0.00	0.00
	3391	Servicios profesionales, científicos y técnicos integrales	4,571,759.24	16,502,606.77	21,074,366.01	2,336,253.58	2,291,709.58	2,148,509.58	2,148,509.58	18,782,656.43
3400		<b>Servicios financieros, bancarios y comerciales</b>	<b>9,055,257.83</b>	<b>4,443,832.95</b>	<b>13,499,090.78</b>	<b>3,136,787.70</b>	<b>3,267,107.75</b>	<b>3,065,592.28</b>	<b>3,065,592.29</b>	<b>10,231,983.03</b>
	3411	Comisiones Bancarias, Intereses y otros servicios	782,658.69	2,631,025.18	3,413,683.87	203,017.83	203,017.83	203,017.83	203,017.83	3,210,666.04
	3421	Servicios de cobranza, investigación crediticia y similar	1.00	405,484.77	405,485.77	0.00	0.00	0.00	0.00	405,485.77
	3431	Servicios de recaudación, traslado y custodia de valores	4,461,885.17	-3,473,568.81	988,316.36	266,545.92	266,545.92	80,461.66	80,461.65	721,770.44
	3432	Comision Por Recaudación DAP	0.00	2,661,140.17	2,661,140.17	804,003.35	804,003.35	804,003.35	804,003.35	1,857,136.82
	3441	Seguros de responsabilidad patrimonial y fianzas	1.00	41,499.00	41,500.00	0.00	0.00	0.00	0.00	41,500.00
	3451	Seguro de bienes patrimoniales	3,746,718.85	-473,216.73	3,273,502.12	915,004.40	904,585.43	915,004.40	915,004.42	2,368,916.69
	3461	Almacenaje, envase y embalaje	1.00	3,943.00	3,944.00	0.00	0.00	0.00	0.00	3,944.00
	3471	Fletes y maniobras	63,990.12	2,647,528.37	2,711,518.49	948,216.20	1,088,955.22	1,063,105.04	1,063,105.04	1,622,563.27
	3481	Comisiones por ventas	1.00	-1.00	0.00	0.00	0.00	0.00	0.00	0.00
	3491	Servicios financieros, bancarios y comerciales integrales	1.00	-1.00	0.00	0.00	0.00	0.00	0.00	0.00
3500		<b>Servicios de instalación, reparación, mantenimiento y conservación</b>	<b>23,616,096.34</b>	<b>14,196,800.78</b>	<b>37,812,897.12</b>	<b>4,463,232.23</b>	<b>5,680,605.34</b>	<b>6,546,893.55</b>	<b>6,545,458.61</b>	<b>32,132,291.78</b>
	3511	Conservación y mantenimiento menor de inmuebles	12,721,170.52	-3,468,371.39	9,252,799.13	775,650.20	1,033,329.61	1,037,160.65	1,037,160.65	8,219,469.52
	3512	Adaptación de inmuebles	0.00	0.00	0.00	0.00	0.00	0.00	0.00	0.00
	3513	conservacion y mtto de areas verdes	0.00	1,493,646.16	1,493,646.16	0.00	0.00	0.00	0.00	1,493,646.16
	3514	mantenimiento de calles	114,631.20	5,439,704.84	5,554,336.04	-82,698.52	686,318.61	878,489.39	878,489.39	4,868,017.43
	3521	Instalación, reparación y mantenimiento de mobiliario y equipo de administración, educacional y recreativa	196,644.36	919,059.42	1,115,703.78	6,008.80	24,568.80	18,560.00	18,560.00	1,091,134.98
	3522	Mantenimiento, reparación e Instalación de Equipo de Comunicación	0.00	734,897.27	734,897.27	7,609.60	7,609.60	0.00	0.00	727,287.67

	3531	Instalación, reparación y mantenimiento de equipo de computo y tecnologías de la información	25,015.52	115,158.88	140,174.40	0.00	0.00	0.00	0.00	140,174.40
	3541	Instalación, reparación y mantenimiento de equipo e instrumental médico y de laboratorio	161,833.07	-78,419.37	83,413.70	0.00	0.00	0.00	0.00	83,413.70
	3551	Reparación y mantenimiento de equipo de transporte	9,472,618.55	4,651,679.45	14,124,298.00	3,057,168.61	3,168,372.42	3,458,595.83	3,457,160.89	10,955,925.58
	3561	Reparación y mantenimiento de equipo de defensa y seguridad	1.00	-1.00	0.00	0.00	0.00	0.00	0.00	0.00
	3571	Instalación, reparación y mantenimiento de maquinaria, otros equipos y herramienta	595,591.48	1,349,936.92	1,945,528.40	636,853.54	664,822.30	1,068,827.68	1,068,827.68	1,280,706.10
	3581	Servicios de limpieza y manejo de desechos	1.00	2,910,891.24	2,910,892.24	0.00	0.00	0.00	0.00	2,910,892.24
	3591	Servicios de Jardinería y fumigación	328,589.64	128,618.36	457,208.00	62,640.00	95,584.00	85,260.00	85,260.00	361,624.00
3600		<b>Servicios de comunicación social y publicidad</b>	<b>17,852,276.18</b>	<b>9,021,841.98</b>	<b>26,874,118.16</b>	<b>7,914,470.05</b>	<b>7,992,578.65</b>	<b>6,545,495.33</b>	<b>6,545,495.29</b>	<b>18,881,539.51</b>
	3611	Difusión por Prensa	11,491,048.82	-2,916,948.27	8,574,100.55	2,221,157.40	2,221,157.40	1,957,563.36	1,957,563.35	6,352,943.15
	3612	Difusión por Radio	1,000,000.00	1,220,731.20	2,220,731.20	879,839.69	879,839.69	437,131.54	437,131.53	1,340,891.51
	3613	Difusión por Televisión	1,000,000.00	309,959.83	1,309,959.83	304,108.16	304,108.16	274,108.16	274,108.16	1,005,851.67
	3615	Difusión Gráfica	3,000,000.00	6,240,863.76	9,240,863.76	2,911,505.07	2,989,613.67	2,446,672.52	2,446,672.50	6,251,250.09
	3621	Difusión por radio, televisión y otros medios de mensajes comerciales para promover la venta de bienes o servicios	1.00	-1.00	0.00	0.00	0.00	0.00	0.00	0.00
	3631	Servicios de creatividad, preproducción y producción de publicidad, excepto Internet	1.00	-1.00	0.00	0.00	0.00	0.00	0.00	0.00
	3641	Servicios de revelado de fotografías	1.00	83,519.00	83,520.00	0.00	0.00	0.00	0.00	83,520.00
	3651	Servicios de la industria fílmica, del sonido y del video	1.00	-1.00	0.00	0.00	0.00	0.00	0.00	0.00
	3661	Servicio de creación y difusión de contenido exclusivamente a través de Internet	1,212,972.58	3,626,450.24	4,839,422.82	992,339.73	992,339.73	824,499.75	824,499.75	3,847,083.09
	3691	Otros servicios de información	148,250.78	457,269.22	605,520.00	605,520.00	605,520.00	605,520.00	605,520.00	0.00
3700		<b>Servicios de traslado y viáticos</b>	<b>1,667,647.82</b>	<b>198,841.49</b>	<b>1,866,489.31</b>	<b>408,269.78</b>	<b>408,269.78</b>	<b>408,269.78</b>	<b>408,269.79</b>	<b>1,458,219.53</b>
	3711	Pasajes aéreos	330,001.00	-113,710.49	216,290.51	89,007.51	89,007.51	89,007.51	89,007.52	127,283.00
	3712	Pasajes aéreos internacionales para servidores públicos en el desempeño de comisiones y funciones oficiales	0.00	27,797.21	27,797.21	0.00	0.00	0.00	0.00	27,797.21
	3721	Pasajes terrestres	17,767.79	-8,796.79	8,971.00	0.00	0.00	0.00	0.00	8,971.00
	3751	Viáticos en el país	1,319,878.03	239,985.44	1,559,863.47	311,598.53	311,598.53	311,598.53	311,598.53	1,248,264.94
	3761	Viáticos en el extranjero	1.00	53,566.12	53,567.12	7,663.74	7,663.74	7,663.74	7,663.74	45,903.38
3800		<b>Servicios oficiales</b>	<b>8,523,862.59</b>	<b>32,872,698.25</b>	<b>41,396,560.84</b>	<b>14,681,365.39</b>	<b>15,096,092.35</b>	<b>14,682,876.42</b>	<b>14,682,876.44</b>	<b>26,300,468.49</b>
	3811	Gastos de ceremonial	1.00	-1.00	0.00	0.00	0.00	0.00	0.00	0.00
	3821	Gastos de orden social y cultural	4,934,897.27	25,341,199.62	30,276,096.89	13,136,553.66	13,161,126.22	11,834,443.44	11,834,443.46	17,114,970.67
	3822	ATENCION A VISITANTES	0.00	1,467,436.00	1,467,436.00	1,466,216.00	1,466,216.00	1,466,216.00	1,466,216.00	1,220.00
	3823	GASTO DE INFORME DE GOBIERNO	1,088,964.32	862,442.51	1,951,406.83	266,274.45	235,928.85	740,086.88	740,086.88	1,715,477.98
	3824	CEREMONIA 16 DE SEPTIEMBRE	2,500,000.00	5,201,621.12	7,701,621.12	-187,678.72	232,821.28	642,130.10	642,130.10	7,468,799.84
3900		<b>Otros servicios generales</b>	<b>5,722,893.80</b>	<b>8,179,543.32</b>	<b>13,902,437.12</b>	<b>2,330,169.88</b>	<b>2,330,169.88</b>	<b>2,326,556.48</b>	<b>2,326,556.48</b>	<b>11,572,267.24</b>
	3911	Servicios funerarios y de cementerios	0.00	116,000.00	116,000.00	0.00	0.00	0.00	0.00	116,000.00

	3921	Impuestos y derechos	24,437.76	2,489,945.24	2,514,383.00	28,095.00	28,095.00	28,095.00	28,095.00	2,486,288.00
	3941	Sentencias y resoluciones por autoridad competente	3,337,505.81	6,636,287.89	9,973,793.70	1,264,999.84	1,264,999.84	1,264,999.84	1,264,999.84	8,708,793.86
	3961	Otros gastos por responsabilidades	1.00	2,999.00	3,000.00	0.00	0.00	0.00	0.00	3,000.00
	3991	Otros servicios generales	2,360,949.23	-1,065,688.81	1,295,260.42	1,037,075.04	1,037,075.04	1,033,461.64	1,033,461.64	258,185.38
<b>4000</b>		<b>TRANSFERENCIAS, ASIGNACIONES, SUBSIDIOS Y OTRAS AYUDAS</b>	<b>221,989,511.05</b>	<b>75,309,495.33</b>	<b>297,299,006.38</b>	<b>97,095,321.81</b>	<b>98,883,823.81</b>	<b>95,838,760.70</b>	<b>95,838,760.70</b>	<b>198,415,182.57</b>
	4200	Transferencias al resto del sector público	34,818,103.45	3,133,300.18	37,951,403.63	11,603,719.29	11,603,719.29	11,603,719.29	11,603,719.29	26,347,684.34
	4211	Subsidios al DIF	34,818,103.45	3,133,300.18	37,951,403.63	11,603,719.29	11,603,719.29	11,603,719.29	11,603,719.29	26,347,684.34
	4300	Subsidios y subvenciones	35,051,338.69	8,287,685.12	43,339,023.81	12,951,651.81	13,679,913.81	13,679,913.81	13,679,913.81	29,659,110.00
	4391	Subsidio sobre Predial	15,755,973.63	462,287.37	16,218,261.00	216,411.00	249,120.00	249,120.00	249,120.00	15,969,141.00
	4392	Subsidio sobre Recargos y Gastos de Ejecucion sobre el Predial	6,347,985.00	2,891,437.00	9,239,422.00	-983,379.00	-602,722.00	-602,722.00	-602,722.00	9,842,144.00
	4393	Subsidios otros	12,947,380.06	-1,344,466.06	11,602,914.00	7,440,193.00	7,755,089.00	7,755,089.00	7,755,089.00	3,847,825.00
	4395	Subsidio ISR	0.00	6,278,426.81	6,278,426.81	6,278,426.81	6,278,426.81	6,278,426.81	6,278,426.81	0.00
	4400	Ayudas sociales	59,998,186.58	-3,193,731.28	56,804,455.30	18,378,331.48	19,451,331.48	16,404,568.37	16,404,568.37	37,353,123.82
	4411	Ayudas sociales a personas	14,206,336.07	-11,940,989.27	2,265,346.80	549,829.00	549,829.00	549,829.00	549,829.00	1,715,517.80
	4412	DESPENSA/ MATERIAL GRA y OTROS APOYOS	8,859,559.46	5,758,625.61	14,618,185.07	5,592,780.28	5,853,780.28	3,196,926.81	3,196,926.81	8,764,404.79
	4413	DESPENSA / MATERIAL SUBCIDIADO	0.00	3,461,147.48	3,461,147.48	1,588,400.00	1,588,400.00	1,588,400.00	1,588,400.00	1,872,747.48
	4416	ASISTENCIA SOCIAL GRUPOS VULNERABLES	1,000,000.00	-1,000,000.00	0.00	0.00	0.00	0.00	0.00	0.00
	4417	APOYOS SOCIALES CABILDO	0.00	5,964,386.55	5,964,386.55	1,586,299.00	1,586,299.00	1,586,299.00	1,586,299.00	4,378,087.55
	4418	PROGRAMAS DESARROLLO SOCIAL/DES RURAL	0.00	17,701,315.60	17,701,315.60	3,445,867.00	4,257,867.00	3,904,792.00	3,904,792.00	13,443,448.60
	4421	Subsidios Educativos	3,659,646.05	-3,134,108.07	525,537.98	0.00	0.00	0.00	0.00	525,537.98
	4422	Becas	6,017,449.94	-3,817,449.94	2,200,000.00	2,200,000.00	2,200,000.00	2,200,000.00	2,200,000.00	0.00
	4423	Abonos de Transporte Escolar	1,420,592.60	-869,914.18	550,678.42	448,687.74	448,687.74	344,515.10	344,515.10	101,990.68
	4425	Comedores Comunitarios	0.00	713,620.94	713,620.94	200,772.30	200,772.30	200,772.30	200,772.30	512,848.64
	4441	Apoyos a la Actividad científica y academica	1.00	-1.00	0.00	0.00	0.00	0.00	0.00	0.00
	4451	Fundacion Teleton	14,012,013.82	-14,012,013.82	0.00	0.00	0.00	0.00	0.00	0.00
	4452	Donativos	0.00	137,000.00	137,000.00	0.00	0.00	0.00	0.00	137,000.00
	4453	Subsidios a Organizaciones	0.00	2,742,900.00	2,742,900.00	823,900.00	823,900.00	823,900.00	823,900.00	1,919,000.00
	4454	Subsidios deportivos y Admivos Sindicato Mpal	934,202.57	-741,916.35	192,286.22	35,196.16	35,196.16	35,196.16	35,196.16	157,090.06
	4455	APOYOS A EVENTOS SINDICATO	0.00	1,179,985.04	1,179,985.04	15,000.00	15,000.00	15,000.00	15,000.00	1,164,985.04
	4456	apoyo utiles (sindicato)	642,166.79	-642,166.79	0.00	0.00	0.00	0.00	0.00	0.00
	4457	EVENTOS SINDICATO	2,625,943.21	-2,615,943.21	10,000.00	0.00	0.00	0.00	0.00	10,000.00
	4458	apoyo deporte sindicato	1,526,803.70	-1,416,643.70	110,160.00	0.00	0.00	0.00	0.00	110,160.00


	4461	Apoyos a cooperativas	5,093,471.37	-5,093,471.37	0.00	0.00	0.00	0.00	0.00	0.00
	4484	CONTINGENCIA POR LLUVIAS	0.00	4,431,905.20	4,431,905.20	1,891,600.00	1,891,600.00	1,958,938.00	1,958,938.00	2,540,305.20
4500		<b>Pensiones y jubilaciones</b>	<b>92,121,881.33</b>	<b>63,622,707.32</b>	<b>155,744,588.65</b>	<b>54,161,619.23</b>	<b>54,148,859.23</b>	<b>54,150,559.23</b>	<b>54,150,559.23</b>	<b>101,595,729.42</b>
	4511	Pensiones	90,130,285.13	64,458,250.61	154,588,535.74	54,080,954.73	54,080,954.73	54,080,954.73	54,080,954.73	100,507,581.01
	4512	PRESTACION PENSIONADO	1,991,596.20	-835,543.29	1,156,052.91	80,664.50	67,904.50	69,604.50	69,604.50	1,088,148.41
4600		<b>Transferencias a fideicomisos, mandatos y otros análogos</b>	<b>0.00</b>	<b>3,459,534.99</b>	<b>3,459,534.99</b>	<b>0.00</b>	<b>0.00</b>	<b>0.00</b>	<b>0.00</b>	<b>3,459,534.99</b>
	4641	Transferencias a fideicomisos públicos de entidades paraestatales no empresariales y no financieras	0.00	3,459,534.99	3,459,534.99	0.00	0.00	0.00	0.00	3,459,534.99
4800		<b>Donativos</b>	<b>1.00</b>	<b>-1.00</b>	<b>0.00</b>	<b>0.00</b>	<b>0.00</b>	<b>0.00</b>	<b>0.00</b>	<b>0.00</b>
	4811	Donativos a Instituciones sin fines de lucro	1.00	-1.00	0.00	0.00	0.00	0.00	0.00	0.00
<b>5000</b>		<b>BIENES MUEBLES, INMUEBLES E INTANGIBLES</b>	<b>16,209,250.85</b>	<b>12,266,812.35</b>	<b>28,476,063.20</b>	<b>1,759,303.58</b>	<b>2,575,754.00</b>	<b>4,022,517.85</b>	<b>4,022,517.83</b>	<b>25,900,309.20</b>
5100		<b>Mobiliario y equipo de administración</b>	<b>6,350,001.00</b>	<b>1,182,115.89</b>	<b>7,532,116.89</b>	<b>1,194,205.97</b>	<b>1,229,420.26</b>	<b>1,748,933.02</b>	<b>1,748,933.01</b>	<b>6,302,696.63</b>
	5111	Adquisición de Muebles de oficina y estantería	2,250,000.00	1,213,585.65	3,463,585.65	400,208.51	404,211.67	1,181,018.32	1,181,018.31	3,059,373.98
	5121	Adquisición de Muebles, excepto de oficina y estantería	200,000.00	468,521.04	668,521.04	519,245.00	519,245.00	261,105.68	261,105.68	149,276.04
	5131	Adquisición de Bienes artísticos, culturales y científicos	1.00	171,249.80	171,250.80	165,868.40	165,868.40	165,868.40	165,868.40	5,382.40
	5151	Adquisición de Equipo de computo y de tecnologías de la información	2,900,000.00	55,753.77	2,955,753.77	80,904.40	80,904.40	81,634.83	81,634.83	2,874,849.37
	5191	Adquisición de Otros mobiliarios y equipos de administración	1,000,000.00	-726,994.37	273,005.63	27,979.66	59,190.79	59,305.79	59,305.79	213,814.84
5200		<b>Mobiliario y equipo educacional y recreativo</b>	<b>132,002.00</b>	<b>550,706.33</b>	<b>682,708.33</b>	<b>36,701.14</b>	<b>92,055.95</b>	<b>27,932.80</b>	<b>27,932.80</b>	<b>590,652.38</b>
	5211	Adquisición de Equipo de audio y de video	132,000.00	86,566.60	218,566.60	36,701.14	36,701.14	0.00	0.00	181,865.46
	5221	Adquisición de Aparatos deportivos	1.00	27,931.80	27,932.80	0.00	0.00	27,932.80	27,932.80	27,932.80
	5231	Cámaras fotográficas y de video	1.00	436,207.93	436,208.93	0.00	55,354.81	0.00	0.00	380,854.12
5300		<b>Equipo e instrumental médico y de laboratorio</b>	<b>1,100,708.61</b>	<b>-66,703.24</b>	<b>1,034,005.37</b>	<b>171,650.41</b>	<b>171,650.41</b>	<b>161,516.66</b>	<b>161,516.65</b>	<b>862,354.96</b>
	5311	Adquisición de Equipo medico y de laboratorio	550,000.00	235,417.37	785,417.37	164,226.41	164,226.41	161,516.66	161,516.65	621,190.96
	5321	Adquisición de Instrumentos médicos y de laboratorio	550,708.61	-302,120.61	248,588.00	7,424.00	7,424.00	0.00	0.00	241,164.00
5400		<b>Vehículos y equipo de transporte</b>	<b>2,000,000.00</b>	<b>5,831,446.36</b>	<b>7,831,446.36</b>	<b>-900,000.00</b>	<b>-329,558.40</b>	<b>670,441.60</b>	<b>670,441.60</b>	<b>8,161,004.76</b>
	5411	Adquisición de Vehículos y equipo terrestre	2,000,000.00	5,178,100.00	7,178,100.00	-900,000.00	-900,000.00	100,000.00	100,000.00	8,078,100.00
	5491	Adquisición de Otros equipos de transporte	0.00	653,346.36	653,346.36	0.00	570,441.60	570,441.60	570,441.60	82,904.76
5500		<b>Equipo de defensa y seguridad</b>	<b>888,611.22</b>	<b>2,406,948.78</b>	<b>3,295,560.00</b>	<b>0.00</b>	<b>0.00</b>	<b>0.00</b>	<b>0.00</b>	<b>3,295,560.00</b>
	5511	Adquisición de Equipo de defensa y de seguridad	888,611.22	2,406,948.78	3,295,560.00	0.00	0.00	0.00	0.00	3,295,560.00
5600		<b>Maquinaria, otros equipos y herramientas</b>	<b>3,022,002.00</b>	<b>3,064,100.91</b>	<b>6,086,102.91</b>	<b>864,138.91</b>	<b>1,006,185.78</b>	<b>938,851.70</b>	<b>938,851.71</b>	<b>5,079,917.13</b>
	5611	Adquisición de Maquinaria y equipo agropecuario	1.00	-1.00	0.00	0.00	0.00	0.00	0.00	0.00
	5621	Adquisición de Maquinaria y equipo Industrial	200,000.00	621,073.13	821,073.13	55,700.00	55,700.00	55,700.00	55,700.00	765,373.13
	5631	Adquisición de Maquinaria y equipo de construcción	1.00	-1.00	0.00	0.00	0.00	0.00	0.00	0.00
	5641	Adquisición de Sistemas de aire acondicionado, calefacción y de refrigeración Industrial y comercial	350,000.00	1,741,699.69	2,091,699.69	137,265.12	164,395.20	227,276.48	227,276.48	1,927,304.49





	5651	Adquisición de Equipo de comunicación y telecomunicación	1,500,000.00	-1,232,239.03	267,760.97	141,109.13	141,109.13	0.00	0.00	126,651.84
	5661	Adquisición de Equipos de generacion electrica, aparatos y accesorios electricos	60,000.00	727,649.99	787,649.99	10,788.00	10,788.00	10,788.00	10,788.00	776,861.99
	5671	Adquisición de Herramientas y máquinas -herramienta	22,000.00	412,281.74	434,281.74	32,883.13	84,359.24	84,359.23	84,359.24	349,922.50
	5691	Adquisición de Otros equipos	890,000.00	793,637.39	1,683,637.39	486,393.53	549,834.21	560,727.99	560,727.99	1,133,803.18
5800		<b>Bienes inmuebles</b>	<b>0.00</b>	<b>450,000.00</b>	<b>450,000.00</b>	<b>0.00</b>	<b>0.00</b>	<b>0.00</b>	<b>0.00</b>	<b>450,000.00</b>
	5811	Adquisición de Terrenos	0.00	450,000.00	450,000.00	0.00	0.00	0.00	0.00	450,000.00
5900		<b>Activos intangibles</b>	<b>2,715,926.02</b>	<b>-1,151,802.68</b>	<b>1,564,123.34</b>	<b>392,607.15</b>	<b>406,000.00</b>	<b>474,842.07</b>	<b>474,842.06</b>	<b>1,158,123.34</b>
	5911	Adquisición de Software	2,500,000.00	-1,004,718.73	1,495,281.27	392,607.15	406,000.00	406,000.00	406,000.00	1,089,281.27
	5971	Adquisición de Licencias Informáticas e Intelectuales	215,926.02	-147,083.95	68,842.07	0.00	0.00	68,842.07	68,842.06	68,842.07
<b>6000</b>		<b>INVERSION PUBLICA</b>	<b>177,915,450.63</b>	<b>-7,430,333.01</b>	<b>170,485,117.62</b>	<b>24,380,199.68</b>	<b>52,115,925.66</b>	<b>49,663,876.50</b>	<b>49,663,876.60</b>	<b>118,369,191.96</b>
6100		<b>Obra pública en bienes de dominio público</b>	<b>177,915,450.63</b>	<b>-25,341,054.78</b>	<b>152,574,395.85</b>	<b>22,938,256.34</b>	<b>50,673,982.32</b>	<b>47,349,237.02</b>	<b>47,349,237.12</b>	<b>101,900,413.53</b>
	6111	Mejoramiento de Viviendas	0.00	8,099,197.55	8,099,197.55	180,000.00	6,781,238.62	6,781,238.61	6,781,238.61	1,317,958.93
	6121	Edificación no habitacional	1.00	2,172,564.24	2,172,565.24	0.00	0.00	0.00	0.00	2,172,565.24
	6122	Infraestructura,Deportiva,Educacional y Cultural	0.00	1,975,932.53	1,975,932.53	0.00	0.00	0.00	0.00	1,975,932.53
	6131	Infraestructura para Agua potable	0.00	376,118.79	376,118.79	0.00	0.00	0.00	0.00	376,118.79
	6133	Infraestructura electrica	0.00	8,631,358.19	8,631,358.19	2,306,908.25	3,741,559.50	3,741,559.38	3,741,559.48	4,889,798.69
	6141	Alcantarillado	0.00	10,100,000.00	10,100,000.00	0.00	0.00	0.00	0.00	10,100,000.00
	6142	Drenaje y Letrinas	0.00	650,000.00	650,000.00	0.00	0.00	0.00	0.00	650,000.00
	6143	URBANIZACION MUNICIPAL	177,915,449.63	-107,037,541.21	70,877,908.42	11,265,374.53	24,046,039.22	23,053,182.68	23,053,182.68	46,831,869.20
	6145	AGUA POTABLE	0.00	23,233,677.37	23,233,677.37	0.00	4,854,580.83	4,854,580.82	4,854,580.82	18,379,096.54
	6151	Caminos Rurales	0.00	13,158,521.17	13,158,521.17	2,497,893.92	2,497,893.92	2,497,893.92	2,497,893.92	10,660,627.25
	6153	VIAS DE COMUNICACION URBANA	0.00	2,046,457.41	2,046,457.41	-56,876.59	624,626.87	624,626.87	624,626.87	1,421,830.54
	6155	Instalacion y Mantenimiento, Obras Viales	0.00	1,055,929.32	1,055,929.32	-8,816.00	0.00	0.00	0.00	1,055,929.32
	6162	Rehabilitacion de escuelas	0.00	1,999,185.26	1,999,185.26	-23,072.85	1,982,133.26	1,982,133.26	1,982,133.26	17,052.00
	6164	Otras Construcciones	0.00	7,382,737.68	7,382,737.68	6,776,845.08	6,145,910.10	3,814,021.48	3,814,021.48	1,236,827.58
	6171	Instalaciones y equipamiento en construcciones	0.00	814,806.92	814,806.92	0.00	0.00	0.00	0.00	814,806.92
6200		<b>Obra pública en bienes propios</b>	<b>0.00</b>	<b>17,910,721.77</b>	<b>17,910,721.77</b>	<b>1,441,943.34</b>	<b>1,441,943.34</b>	<b>2,314,639.48</b>	<b>2,314,639.48</b>	<b>16,468,778.43</b>
	6221	Edificación no habitacional	0.00	15,002,482.77	15,002,482.77	1,441,943.34	1,441,943.34	1,441,943.34	1,441,943.34	13,560,539.43
	6271	Instalaciones y equipamiento en construcciones	0.00	2,908,239.00	2,908,239.00	0.00	0.00	872,696.14	872,696.14	2,908,239.00
<b>9000</b>		<b>DEUDA PUBLICA</b>	<b>140,562,282.74</b>	<b>-88,003,150.88</b>	<b>52,559,131.86</b>	<b>3,614,645.16</b>	<b>3,614,645.16</b>	<b>3,614,645.16</b>	<b>3,614,645.16</b>	<b>48,944,486.70</b>
9100		<b>Amortización de la deuda pública</b>	<b>128,623,437.12</b>	<b>-78,844,774.20</b>	<b>49,778,662.92</b>	<b>3,067,415.73</b>	<b>3,067,415.73</b>	<b>3,067,415.73</b>	<b>3,067,415.73</b>	<b>46,711,247.19</b>
	9112	Amortización de Credito Banobras No. 8781	14,976,143.25	-2,706,480.33	12,269,662.92	3,067,415.73	3,067,415.73	3,067,415.73	3,067,415.73	9,202,247.19
	9114	Amortización de Credito Bagoobras No. 12448	6,138,293.87	-6,138,293.87	0.00	0.00	0.00	0.00	0.00	0.00

	9119	Financiamiento corto plazo Ley de Ingresos	107,509,000.00	-70,000,000.00	37,509,000.00	0.00	0.00	0.00	0.00	37,509,000.00
	9200	Intereses de la deuda pública	3,233,755.56	-453,286.62	2,780,468.94	547,229.43	547,229.43	547,229.43	547,229.43	2,233,239.51
	9211	Intereses de Credito Banobras No. 12448	3,215,642.12	-3,215,642.12	0.00	0.00	0.00	0.00	0.00	0.00
	9212	Intereses de Credito Banobras No. 8781	18,113.44	2,762,355.50	2,780,468.94	547,229.43	547,229.43	547,229.43	547,229.43	2,233,239.51
	9900	Adeudos de ejercicios fiscales anteriores (ADEFAS)	8,705,090.06	-8,705,090.06	0.00	0.00	0.00	0.00	0.00	0.00
	9911	Adefas	8,705,090.06	-8,705,090.06	0.00	0.00	0.00	0.00	0.00	0.00
<b>Totales</b>			<b>1,465,448,915.34</b>	<b>243,897,204.99</b>	<b>1,709,346,120.33</b>	<b>488,229,504.21</b>	<b>492,587,470.36</b>	<b>490,521,827.49</b>	<b>490,522,788.49</b>	<b>1,216,758,649.97</b>

"Bajo protesta de decir verdad declaramos que los estados financieros y sus notas, son razonablemente correctos y son responsabilidad del emisor."

  
C. JUANA LETICIA HERRERA ALE  
PRESIDENTA MUNICIPAL

  
C.P. CARLOS GARCÍA GONZÁLEZ  
TESORERO MUNICIPAL

  
LIC. JAIME ALONSO AGUILERA GARCÍA  
SINDICO MUNICIPAL