




**MUNICIPIO GOMEZ PALACIO**  
**Estado Analítico del Ejercicio del Presupuesto de Egresos**  
**Clasificación por Objeto del Gasto (Capítulo y Concepto)**  
**Del 01/10/2023 Al 31/12/2023**

Concepto	Egresos						Subejercicio
	Aprobado 1	Ampliaciones/ Reducciones) 2	Modificado 3=(1+2)	Devengado 4	Pagado 5	6=3-4	
<b>SERVICIOS PERSONALES</b>							
Remuneraciones al personal de carácter permanente	0.00	208,333,845.49	208,333,845.49	178,008,911.57	184,141,665.40	30,324,933.92	
Remuneraciones al personal de carácter transitorio	0.00	126,551,861.37	126,551,861.37	108,724,113.83	108,724,113.83	17,827,747.54	
Remuneraciones adicionales y especiales	0.00	1,071,955.00	1,071,955.00	1,071,955.00	1,071,955.00	0.00	
Seguridad Social	0.00	54,886,862.38	54,886,862.38	54,055,375.39	54,030,949.18	831,486.99	
Otras prestaciones sociales y económicas	0.00	10,767,710.78	10,767,710.78	4,034,430.83	4,034,430.83	6,733,279.95	
Previsiones	0.00	15,055,455.96	15,055,455.96	10,123,036.52	16,280,216.56	4,932,419.44	
Pago de estímulos a servidores públicos	0.00	0.00	0.00	0.00	0.00	0.00	
<b>MATERIALES Y SUMINISTROS</b>	0.00	45,907,483.75	45,907,483.75	46,681,932.73	47,736,982.12	-774,448.98	
Materiales de administración, emisión de documentos y artículos oficiales	0.00	3,881,961.22	3,881,961.22	4,539,976.02	2,216,923.60	-658,014.80	
Alimentos y utensilios	0.00	465,790.21	465,790.21	465,790.21	389,275.93	0.00	
Materias primas y materiales de producción y comercialización	0.00	0.00	0.00	0.00	0.00	0.00	
Materiales y artículos de construcción y de reparación	0.00	9,093,809.31	9,093,809.31	8,135,911.77	6,286,629.97	957,897.54	
Productos químicos, farmacéuticos y de laboratorio	0.00	3,888,583.29	3,888,583.29	4,273,928.36	1,667,425.31	-385,345.07	
Combustibles, lubricantes y aditivos	0.00	21,351,766.56	21,351,766.56	21,681,168.57	27,766,321.45	-329,402.01	
Vestuario, blancos, prendas de protección y artículos deportivos	0.00	4,005,162.26	4,005,162.26	4,345,365.74	2,511,726.65	-340,203.48	
Materiales y suministros para seguridad	0.00	2,883,194.38	2,883,194.38	2,883,194.38	6,048,134.86	0.00	
Herramientas, refacciones y accesorios menores	0.00	337,216.52	337,216.52	356,597.68	850,544.35	-19,381.16	
<b>SERVICIOS GENERALES</b>	0.00	114,506,930.61	114,506,930.61	110,706,477.43	105,504,340.68	3,800,453.18	
Servicios básicos	0.00	18,088,592.25	18,088,592.25	18,093,174.30	18,278,046.57	-4,582.05	
Servicios de arrendamiento	0.00	49,231,532.54	49,231,532.54	49,384,889.01	45,357,432.40	-153,356.47	
Servicios profesionales, científicos, técnicos y otros servicios	0.00	13,227,954.88	13,227,954.88	8,453,590.37	8,294,612.81	4,774,364.51	
Servicios financieros, bancarios y comerciales	0.00	4,171,183.51	4,171,183.51	3,267,107.75	3,065,592.29	904,075.76	
Servicios de instalación, reparación, mantenimiento y conservación	0.00	4,452,767.30	4,452,767.30	5,680,605.34	6,545,458.61	-1,227,888.04	



Otras inversiones financieras	0.00	0.00	0.00	0.00	0.00	0.00
Provisiones para contingencias y otras erogaciones especiales	0.00	0.00	0.00	0.00	0.00	0.00
<b>PARTICIPACIONES Y APORTACIONES</b>	<b>0.00</b>	<b>0.00</b>	<b>0.00</b>	<b>0.00</b>	<b>0.00</b>	<b>0.00</b>
Participaciones	0.00	0.00	0.00	0.00	0.00	0.00
Aportaciones	0.00	0.00	0.00	0.00	0.00	0.00
Convenios	0.00	0.00	0.00	0.00	0.00	0.00
<b>DEUDA PUBLICA</b>	<b>0.00</b>	<b>41,123,645.16</b>	<b>41,123,645.16</b>	<b>3,614,645.16</b>	<b>3,614,645.16</b>	<b>37,509,000.00</b>
Amortización de la deuda pública	0.00	-40,576,-415.73	-40,576,-415.73	3,067,415.73	3,067,415.73	37,509,000.00
Intereses de la deuda pública	0.00	547,229.43	547,229.43	547,229.43	547,229.43	0.00
Comisiones de la deuda pública	0.00	0.00	0.00	0.00	0.00	0.00
Gastos de la deuda pública	0.00	0.00	0.00	0.00	0.00	0.00
Costo por coberturas	0.00	0.00	0.00	0.00	0.00	0.00
Apoyos financieros	0.00	0.00	0.00	0.00	0.00	0.00
Adeudos de ejercicios fiscales anteriores (ADEFAS)	0.00	0.00	0.00	0.00	0.00	0.00
<b>Total del Gasto</b>	<b>0.00</b>	<b>490,591,454.07</b>	<b>490,591,454.07</b>	<b>492,587,470.36</b>	<b>490,522,788.49</b>	<b>-1,996,016.29</b>

 C. JUANA LETICIA HERRERA ALE PRESIDENTA MUNICIPAL	 C.P. CARLOS GARCÍA GONZÁLEZ TESORERO MUNICIPAL
 LIC. JAIME ALONSO AGUIRRE GARCÍA SÍNDICO MUNICIPAL	





MUNICIPIO GOMEZ PALACIO  
 Estado Analítico del Ejercicio del Presupuesto de Egresos  
 Clasificación Económica (Por Tipo de Gasto)  
 Del 01/10/2023 Al 31/12/2023

Concepto	Egresos					Subtotal
	Aprobado 1	Ampliaciones/ (Reducciones) 2	Modificado 3=(1+2)	Devengado 4	Pagado 5	
Gasto Corriente	0.00	412,858,143.38	412,858,143.38	381,372,822.06	380,669,391.37	31,485,321.32
Gasto de Capital	0.00	25,304,594.34	25,304,594.34	53,998,373.34	52,635,422.16	-26,693,779.00
Amortización de la Deuda y Disminución de Pasivos	0.00	40,576,415.73	40,576,415.73	3,067,415.73	3,067,415.73	37,509,000.00
Pensiones y Jubilaciones	0.00	11,957,300.62	11,957,300.62	54,148,959.23	54,150,559.23	-42,296,558.61
Participaciones	0.00	0.00	0.00	0.00	0.00	0.00
<b>Total del Gasto</b>	<b>0.00</b>	<b>490,591,454.07</b>	<b>490,591,454.07</b>	<b>492,587,470.36</b>	<b>490,522,788.49</b>	<b>-1,996,016.29</b>

C. JUMMA LETICIA HERRERA ALE  
 PRESIDENTA MUNICIPAL

C.P. CARLOS GARCÍA GONZÁLEZ  
 TESORERO MUNICIPAL

LIC. JAIME ALONSO ACUTILERA GARCÍA  
 SÍNDICO MUNICIPAL

AV. FRANCISCO I MADERO 400 NTE  
 GÓMEZ PALACIO, DURANGO

(871) 17510-00

TMU820908-EP0

Generado por: GNBANDA

Concepto	Egresos					Subejercicio
	Aprobado 1	Ampliaciones/ (reducciones) 2	Modificado 3=(1+2)	Devengado 4	Pagado 5	
PRESIDENCIA MUNICIPAL	0.00	5,635,848.06	5,635,848.06	5,635,036.17	4,345,840.34	811.89
CABILDO	0.00	10,856,771.85	10,856,771.85	10,665,598.82	10,726,513.87	191,173.03
SINDICATURA	0.00	1,387,986.21	1,387,986.21	1,374,323.01	1,368,863.00	13,663.20
SECRETARIA PARTICULAR	0.00	2,252,421.49	2,252,421.49	2,256,666.65	2,229,366.14	-4,243.16
DESPACHO JURIDICO	0.00	2,644,725.59	2,644,725.59	2,639,516.27	2,667,799.29	5,209.32
ATENCIÓN CIUDADANA	0.00	928,847.08	928,847.08	885,833.12	909,977.79	-43,013.96
UNIDAD DE TRANSPARENCIA	0.00	509,038.63	509,038.63	501,510.48	-89,910.05	7,528.15
TRIBUNAL MUNICIPAL JUSTICIA ADMINISTRATIVA	0.00	2,207,045.69	2,207,045.69	2,188,240.48	2,153,988.20	18,805.21
PROTECCIÓN CIVIL	0.00	6,205,731.89	6,205,731.89	5,953,098.14	6,080,368.31	252,633.75
COMUNICACIÓN SOCIAL	0.00	8,458,843.10	8,458,843.10	8,438,242.94	7,382,780.31	20,600.16
DESPACHO DE RELACIONES PUBLICAS	0.00	1,440,945.09	1,440,945.09	1,581,263.94	1,664,929.96	-140,318.85
SECRETARIA DEL AYUNTAMIENTO	0.00	20,821,027.81	20,821,027.81	20,362,385.69	19,872,356.38	458,642.12
CONTRALORIA MUNICIPAL	0.00	2,931,643.95	2,931,643.95	2,862,324.04	2,848,832.73	69,319.91
OBRAS PUBLICAS	0.00	39,422,629.64	39,422,629.64	67,847,341.09	62,688,140.12	-28,424,711.45
TESORERIA	0.00	52,950,002.12	52,950,002.12	15,112,554.03	14,876,635.85	37,837,448.09
CORTABILIDAD Y EGRESOS	0.00	2,012,178.31	2,012,178.31	1,920,912.51	1,933,256.29	91,265.80
INGRESOS	0.00	24,895,922.36	24,895,922.36	20,311,435.25	19,266,821.22	4,584,487.11
CATASTRO MUNICIPAL	0.00	3,332,075.24	3,332,075.24	3,362,200.27	3,440,206.32	169,874.97
DESARROLLO ECONOMICO	0.00	4,330,900.61	4,330,900.61	2,513,014.74	1,959,690.67	1,817,885.87
SERVICIOS PUBLICOS	0.00	24,258,847.48	24,258,847.48	23,877,421.26	23,839,979.65	387,426.22
PANQUES Y MARDINES	0.00	14,790,767.69	14,790,767.69	12,810,467.83	12,696,193.82	2,180,299.86
ALUMBRADO PUBLICO	0.00	21,452,518.67	21,452,518.67	21,761,905.75	21,695,213.63	-309,387.08
LIMPIEZA	0.00	27,576,211.39	27,576,211.39	26,981,257.45	25,529,875.29	594,953.94
MANTENIMIENTO URBANO	0.00	776,041.53	776,041.53	575,678.22	579,798.23	200,363.31
PANTEONES	0.00	823,767.12	823,767.12	818,738.52	795,845.65	5,028.60
RASTRO	0.00	2,743,295.06	2,743,295.06	3,330,282.96	3,062,717.90	-586,987.90
RELLENO SANITARIO	0.00	7,985,264.39	7,985,264.39	7,988,435.67	7,566,289.00	-3,171.28
OFICIALIA MAYOR	0.00	13,585,399.84	13,585,399.84	12,305,387.81	11,587,713.64	1,880,012.03

ADQUISICIONES	0.00	1,899,317.49	1,899,317.49	1,665,285.94	1,571,800.72	234,031.55
SERVICIOS GENERALES	0.00	3,988,050.07	3,988,050.07	3,786,212.51	3,031,903.24	201,837.56
CAPITAL HUMANO	0.00	31,891,423.69	31,891,423.69	65,665,288.81	65,496,383.61	-33,773,835.12
LETIC	0.00	1,800,841.00	1,800,841.00	1,878,359.24	1,949,287.24	-77,518.24
BIENESTAR SOCIAL	0.00	18,423,630.97	18,423,630.97	19,031,660.48	18,655,786.36	-608,029.61
EDUCACION	0.00	1,867,447.66	1,867,447.66	1,677,681.37	1,622,658.75	189,766.39
SEGURIDAD Y PROTECCION CIUDADANA	0.00	59,097,148.87	59,097,148.87	52,580,958.97	67,420,985.19	6,516,189.98
ACADEMIA DE POLICIA DE GOMEZ PALACIO	0.00	0.00	0.00	0.00	0.00	0.00
TRANSITO Y VIALIDAD	0.00	21,634,030.35	21,634,030.35	20,928,215.96	19,657,221.72	705,814.39
SAUD	0.00	7,792,287.44	7,792,287.44	6,185,197.29	5,673,834.71	1,607,090.05
DESARROLLO RURAL	0.00	4,361,001.93	4,361,001.93	4,556,530.97	4,352,484.00	-195,529.04
ECOLOGIA Y PROTECCION AL AMBIENTE	0.00	5,363,060.35	5,363,060.35	5,310,095.75	5,249,749.68	52,964.60
JUVENTUD	0.00	2,497,778.82	2,497,778.82	2,470,067.50	1,683,498.18	27,711.32
ARTE Y CULTURA	0.00	9,864,975.93	9,864,975.93	7,745,691.43	7,643,344.38	2,119,284.50
DEPORTES	0.00	8,980,177.49	8,980,177.49	8,765,963.07	8,635,737.25	214,214.42
INSTITUTO DE LA MUJER	0.00	1,724,814.49	1,724,814.49	1,731,841.08	1,557,197.34	-7,026.59
PROCURADURIA DE LA MUJER	0.00	1,218,031.52	1,218,031.52	1,222,812.17	1,152,143.10	-4,780.65
INSTITUTO MUNICIPAL DE PLANEACION	0.00	770,738.21	770,738.21	730,566.61	846,257.32	-40,171.60
<b>Total del Gasto</b>	<b>0.00</b>	<b>490,591,454.07</b>	<b>490,591,454.07</b>	<b>492,587,470.36</b>	<b>490,522,788.49</b>	<b>-1,996,016.29</b>

C. JUANA LETICIA HERRERA ALE  
PRESIDENTA MUNICIPAL

C.P. CARLOS GARCÍA GONZÁLEZ  
TESORERO MUNICIPAL

LIC. JAVIER ALONSO HERRERA GARCÍA  
SÍNDICO MUNICIPAL

AV. FRANCISCO I MADERO 400 NTE  
GÓMEZ PALACIO, DURANGO

(871) 17510-00

TMU820908-EP0

Generado por: GNBANDA





COMUNICACIONES	0.00	0.00	0.00	0.00	0.00	0.00
TURISMO	0.00	0.00	0.00	0.00	0.00	0.00
CIENCIA, TECNOLOGIA E INNOVACION	0.00	0.00	0.00	0.00	0.00	0.00
OTRAS INDUSTRIAS Y OTROS ASUNTOS ECONOMICOS	0.00	0.00	0.00	0.00	0.00	0.00
<b>OTRAS NO CLASIFICADAS EN FUNCIONES ANTERIORES</b>	<b>0.00</b>	<b>0.00</b>	<b>0.00</b>	<b>0.00</b>	<b>0.00</b>	<b>0.00</b>
TRANSACCIONES DE LA DEUDA PUBLICA / COSTO FINANCIERO DE LA DEUDA	0.00	0.00	0.00	0.00	0.00	0.00
TRANSFERENCIAS, PARTICIPACIONES Y APORTACIONES ENTRE DIFERENTES NIVELES Y ORDENES DE GOBIERNO	0.00	0.00	0.00	0.00	0.00	0.00
SAQUEAMIENTO DEL SISTEMA FINANCIERO	0.00	0.00	0.00	0.00	0.00	0.00
ADEUDOS DE EJERCICIOS FISCALES ANTERIORES	0.00	0.00	0.00	0.00	0.00	0.00
<b>Total del Gasto</b>	<b>0.00</b>	<b>400,591,454.07</b>	<b>400,591,454.07</b>	<b>402,587,470.36</b>	<b>400,522,788.49</b>	<b>-1,996,016.29</b>

  
 C. JUANA LETICIA HERRERA ALE  
 PRESIDENTA MUNICIPAL

  
 C.P. CARLOS GARCIA GONZALEZ  
 TESORERO MUNICIPAL

  
 L.C. JAIME ALONSO AGUILERA GARCIA  
 SINDICO MUNICIPAL

AV. FRANCISCO I MADERO 400 NTE  
 GÓMEZ PALACIO, DURANGO (871) 17510-00

TMU820908-EPO

Generado por: GNEBANIDA