

MUNICIPIO GOMEZ PALACIO  
Estado Análítico del Ejercicio del Presupuesto de Egresos  
Clasificación por Objeto del Gasto (Capítulo y Concepto)  
Del 01/07/2023 Al 30/09/2023




Página 1 de 1  
11/10/2023  
13:42

Concepto	Egresos					Subejercicio
	Aprobado	Ampliaciones/ (Reducciones)	Modificado	Devengado	Pagado	
	1	2	3=1+2	4	5	
<b>SERVICIOS PERSONALES</b>	<b>511,788,404.56</b>	<b>10,211,094.21</b>	<b>521,999,498.77</b>	<b>129,389,063.05</b>	<b>126,673,120.10</b>	<b>392,610,435.72</b>
Remuneraciones al personal de carácter permanente	341,293,070.40	14,782,556.47	356,075,626.87	105,646,078.06	105,646,078.06	250,429,548.81
Remuneraciones al personal de carácter transitorio	12,822,692.97	-3,169,865.68	9,652,827.29	935,985.00	935,985.00	8,716,842.29
Remuneraciones adicionales y especiales	68,266,866.98	-239,699.11	68,027,167.87	3,061,364.46	3,061,364.46	64,965,803.41
Seguridad Social	18,010,956.28	8,944,374.16	26,955,330.44	9,449,452.27	9,449,452.27	17,505,878.17
Otras prestaciones sociales y económicas	60,786,157.46	434,604.59	61,220,762.05	10,296,183.26	7,580,240.31	50,924,578.79
Previsiones	10,608,660.47	-10,540,876.22	67,784.25	0.00	0.00	67,784.25
Pago de estímulos a servidores públicos	0.00	0.00	0.00	0.00	0.00	0.00
<b>MATERIALES Y SUMINISTROS</b>	<b>125,658,473.46</b>	<b>18,190,528.76</b>	<b>143,849,002.22</b>	<b>52,004,004.21</b>	<b>38,691,641.94</b>	<b>91,844,998.01</b>
Materiales de administración, emisión de documentos y artículos oficiales	14,798,928.75	164,213.05	14,963,141.80	4,316,137.94	3,563,461.89	10,647,003.86
Alimentos y utensilios	2,011,692.91	338,020.21	2,349,713.12	1,016,708.04	923,792.60	1,333,005.08
Materias primas y materiales de producción y comercialización	477,592.83	-477,592.83	0.00	0.00	0.00	0.00
Materiales y artículos de construcción y de reparación	18,560,997.16	12,292,323.90	30,853,321.06	9,854,814.05	8,947,185.68	20,998,507.01
Productos químicos, farmacéuticos y de laboratorio	10,757,748.76	1,611,122.83	12,368,871.59	6,227,814.85	5,938,180.64	6,141,056.74
Combustibles, lubricantes y aditivos	61,971,940.53	381,668.63	62,353,609.16	22,139,433.00	15,959,109.94	40,214,176.16
Vestuario, blancos, prendas de protección y artículos deportivos	14,374,118.11	-2,383,110.74	11,991,007.37	2,405,137.43	2,395,867.56	9,585,869.94
Materiales y suministros para seguridad	13,473.64	5,913,222.82	5,926,696.46	5,390,267.28	297,125.30	536,429.18
Herramientas, refacciones y accesorios menores	2,691,980.77	350,660.89	3,042,641.66	653,691.62	666,918.33	2,388,950.04
<b>SERVICIOS GENERALES</b>	<b>271,325,542.05</b>	<b>111,838,532.18</b>	<b>383,164,074.23</b>	<b>122,189,971.26</b>	<b>118,576,204.36</b>	<b>260,974,102.97</b>
Servicios básicos	34,413,950.39	49,249,899.11	83,663,849.50	22,964,118.19	22,716,358.72	60,699,731.31
Servicios de arrendamiento	158,532,881.25	3,373,042.72	161,905,923.97	48,013,539.07	47,519,209.10	113,892,384.90
Servicios profesionales, científicos, técnicos y otros servicios	11,940,675.85	16,650,536.85	28,591,212.70	8,453,735.95	8,416,557.53	20,137,476.75
Servicios financieros, bancarios y comerciales	9,055,257.83	3,133,073.17	12,188,331.00	4,630,322.01	4,368,522.15	7,558,008.99
Servicios de instalación, reparación, mantenimiento y conservación	23,616,096.34	11,414,643.24	35,030,739.58	9,679,271.10	8,669,464.97	25,351,468.48

Servicios de comunicación social y publicidad	17,852,276.18	3,260,113.25	21,112,389.43	8,439,190.98	7,593,670.36	12,673,198.45
Servicios de traslado y viáticos	1,667,647.82	-43,734.19	1,623,913.63	405,885.04	405,885.03	1,218,028.59
Servicios oficiales	8,523,862.59	18,527,956.50	27,051,819.09	12,830,470.67	12,087,971.10	14,221,348.42
Otros servicios generales	5,722,893.80	6,273,001.53	11,995,895.33	6,773,438.25	6,798,565.40	5,222,457.08
<b>TRANSFERENCIAS, ASIGNACIONES, SUBSIDIOS Y OTRAS AYUDAS</b>	<b>221,989,511.05</b>	<b>58,730,701.92</b>	<b>280,720,212.97</b>	<b>60,601,462.78</b>	<b>60,941,275.78</b>	<b>220,116,750.19</b>
Transferencias Internas y asignaciones al sector público	0.00	0.00	0.00	0.00	0.00	0.00
Transferencias al resto del sector público	34,818,103.45	-6,703,847.71	28,114,255.74	9,468,910.29	9,468,910.29	18,645,345.45
Subsidios y subvenciones	35,051,338.69	-4,663,966.69	30,387,372.00	2,905,754.00	2,905,905.00	27,481,618.00
Ayudas sociales	59,998,186.58	10,857,790.28	70,855,976.86	14,577,509.59	14,913,871.59	56,278,467.27
Pensiones y jubilaciones	92,121,881.33	55,781,191.05	147,903,072.38	33,649,288.90	33,652,588.90	114,253,783.48
Transferencias a fideicomisos, mandatos y otros análogos	0.00	3,459,534.99	3,459,534.99	0.00	0.00	3,459,534.99
Transferencias a la seguridad social	0.00	0.00	0.00	0.00	0.00	0.00
Donativos	1.00	0.00	1.00	0.00	0.00	1.00
Transferencias al exterior	0.00	0.00	0.00	0.00	0.00	0.00
<b>BIENES MUEBLES, INMUEBLES E INTANGIBLES</b>	<b>16,209,250.85</b>	<b>29,410,206.95</b>	<b>45,619,457.80</b>	<b>10,954,617.22</b>	<b>8,615,160.89</b>	<b>34,664,840.58</b>
Mobiliario y equipo de administración	6,350,001.00	11,339,432.87	17,689,433.87	2,782,513.03	1,654,273.43	14,906,920.84
Mobiliario y equipo educacional y recreativo	132,002.00	516,444.62	648,446.62	112,612.80	84,680.00	535,833.82
Equipo e instrumental médico y de laboratorio	1,100,708.61	1,455,122.86	2,555,831.47	508,889.68	508,889.68	2,046,941.79
Vehículos y equipo de transporte	2,000,000.00	10,986,307.19	12,986,307.19	4,017,200.00	3,017,200.00	8,969,107.19
Equipo de defensa y seguridad	888,611.22	2,406,948.78	3,295,560.00	0.00	0.00	3,295,560.00
Maquinaria, otros equipos y herramientas	3,022,002.00	3,218,393.11	6,240,395.11	2,330,191.54	2,215,749.68	3,910,203.57
Activos biológicos	0.00	0.00	0.00	0.00	0.00	0.00
Bienes Inmuebles	0.00	450,000.00	450,000.00	450,000.00	450,000.00	0.00
Activos intangibles	2,715,926.02	-962,442.48	1,753,483.54	753,210.17	684,368.10	1,000,273.37
<b>INVERSION PUBLICA</b>	<b>177,915,450.63</b>	<b>-3,633,582.09</b>	<b>174,281,868.54</b>	<b>39,177,924.45</b>	<b>38,305,228.31</b>	<b>135,103,944.09</b>
Obra pública en bienes de dominio público	177,915,450.63	-20,102,360.52	157,813,090.11	33,770,958.18	33,770,958.18	124,042,131.93
Obra pública en bienes propios	0.00	16,468,778.43	16,468,778.43	5,406,966.27	4,534,270.13	11,061,812.16
Proyectos productivos y acciones de fomento	0.00	0.00	0.00	0.00	0.00	0.00
<b>INVERSIONES FINANCIERAS Y OTRAS PROVISIONES</b>	<b>0.00</b>	<b>0.00</b>	<b>0.00</b>	<b>0.00</b>	<b>0.00</b>	<b>0.00</b>
Inversiones para el fomento de actividades productivas	0.00	0.00	0.00	0.00	0.00	0.00
Acciones y participaciones de capital	0.00	0.00	0.00	0.00	0.00	0.00
Compra de títulos y valores	0.00	0.00	0.00	0.00	0.00	0.00
Concesión de préstamos	0.00	0.00	0.00	0.00	0.00	0.00
Inversiones en fideicomisos, mandatos y otros análogos	0.00	0.00	0.00	0.00	0.00	0.00






Otras Inversiones financieras	0.00	0.00	0.00	0.00	0.00	0.00
Provisiones para contingencias y otras erogaciones especiales	0.00	0.00	0.00	0.00	0.00	0.00
<b>PARTICIPACIONES Y APORTACIONES</b>	<b>0.00</b>	<b>0.00</b>	<b>0.00</b>	<b>0.00</b>	<b>0.00</b>	<b>0.00</b>
Participaciones	0.00	0.00	0.00	0.00	0.00	0.00
Aportaciones	0.00	0.00	0.00	0.00	0.00	0.00
Convenios	0.00	0.00	0.00	0.00	0.00	0.00
<b>DEUDA PUBLICA</b>	<b>140,562,282.74</b>	<b>-10,633,301.59</b>	<b>129,928,981.15</b>	<b>3,716,373.23</b>	<b>3,716,373.23</b>	<b>126,212,607.92</b>
Amortización de la deuda pública	128,623,437.12	-6,423,560.95	122,199,876.17	3,067,415.73	3,067,415.73	119,132,460.44
Intereses de la deuda pública	3,233,755.56	-998,934.58	2,234,820.98	648,957.50	648,957.50	1,585,863.48
Comisiones de la deuda pública	0.00	0.00	0.00	0.00	0.00	0.00
Gastos de la deuda pública	0.00	0.00	0.00	0.00	0.00	0.00
Costo por coberturas	0.00	0.00	0.00	0.00	0.00	0.00
Apoysos financieros	0.00	0.00	0.00	0.00	0.00	0.00
Adeudos de ejercicios fiscales anteriores (ADEFAS)	8,705,090.06	-3,210,806.06	5,494,284.00	0.00	0.00	5,494,284.00
<b>Total del Gasto</b>	<b>1,465,448,915.34</b>	<b>214,114,100.34</b>	<b>1,679,563,095.68</b>	<b>418,033,416.20</b>	<b>395,519,004.61</b>	<b>1,261,529,679.48</b>

 <hr/> <p>C. JUANA LETICIA HERRERA ALE PRESIDENTA MUNICIPAL</p>	 <hr/> <p>C.P. CARLOS GARCÍA GONZÁLEZ TESORERO MUNICIPAL</p>
 <hr/> <p>LIC. JAIME ALONSO AGUILERA GARCÍA SÍNDICO MUNICIPAL</p>	

**MUNICIPIO GOMEZ PALACIO**  
 Estado Analítico del Ejercicio del Presupuesto de Egresos  
 Clasificación Económica (Por Tipo de Gasto)  
 Del 01/07/2023 Al 30/09/2023

Concepto	Egresos					Subejercicio 6=3-4
	Aprobado	Ampliaciones/ (Reducciones)	Modificado	Devengado	Pagado	
	1	2	3=1+2	4	5	
Gasto Corriente	1,050,578,895.41	142,410,133.65	1,192,989,029.06	333,483,185.58	313,327,185.58	859,505,843.48
Gasto de Capital	194,124,701.48	22,351,416.59	216,476,118.07	47,833,525.99	45,471,814.40	168,642,592.08
Amortización de la Deuda y Disminución de Pasivos	128,623,437.12	-6,423,560.95	122,199,876.17	3,067,415.73	3,067,415.73	119,132,460.44
Pensiones y Jubilaciones	92,121,881.33	55,776,191.05	147,898,072.38	33,649,288.90	33,652,588.50	114,248,783.48
Participaciones	0.00	0.00	0.00	0.00	0.00	0.00
<b>Total del Gasto</b>	<b>1,465,448,915.34</b>	<b>214,114,180.34</b>	<b>1,679,563,095.68</b>	<b>418,033,416.20</b>	<b>395,519,004.61</b>	<b>1,261,529,679.48</b>

 <hr style="border: 0; border-top: 1px solid black; margin: 5px 0;"/> <p>C. JUANA LETICIA HERRERA ALE PRESIDENTA MUNICIPAL</p>	 <hr style="border: 0; border-top: 1px solid black; margin: 5px 0;"/> <p>C.P. CARLOS GARCIA GONZALEZ TESORERO MUNICIPAL</p>
 <hr style="border: 0; border-top: 1px solid black; margin: 5px 0;"/> <p>LIC. JAIME ALONSO AGUILERA GARCÍA SÍNDICO MUNICIPAL</p>	



**MUNICIPIO GOMEZ PALACIO**  
 Estado Analítico del Ejercicio del Presupuesto de Egresos  
 Clasificación Administrativa  
 Del 01 de Julio 2023 al 30 de Septiembre 2023

Concepto	Egresos					Subejercicio
	Aprobado	Ampliaciones/ (Reducciones)	Modificado	Devengado	Pagado	
	1	2	3=1+2	4	5	
PRESIDENCIA MUNICIPAL	10,600,883.71	-3,568,411.36	7,032,472.35	1,485,563.84	1,428,815.84	5,546,508.51
CABILDO	26,658,187.94	2,005,114.05	28,663,301.99	7,318,036.88	7,308,947.87	21,345,265.11
SINDICATURA	2,715,053.79	-25,164.67	2,689,889.12	678,057.72	659,858.01	2,011,831.40
SECRETARIA PARTICULAR	6,644,802.01	-524,391.73	6,120,410.28	811,395.55	686,873.36	5,309,014.73
DESPACHO JURIDICO	7,983,668.23	6,358,152.71	14,341,820.94	7,795,664.43	7,753,395.81	6,546,156.51
ATENCIÓN CIUDADANA	3,183,726.09	668,724.17	3,852,450.26	809,290.78	748,311.31	3,043,159.48
UNIDAD DE TRANSPARENCIA	1,575,929.38	-85,357.40	1,490,571.98	356,488.00	352,751.40	1,134,083.98
TRIBUNAL MUNICIPAL JUSTICIA ADMINISTRATIVA	5,786,088.37	73,202.79	5,859,271.16	1,512,890.26	1,488,962.45	4,316,380.90
PROTECCION CIVIL	16,918,917.79	2,140,371.79	19,059,289.58	4,478,953.66	4,419,018.46	14,580,335.92
COMUNICACIÓN SOCIAL	14,958,337.77	8,816,078.13	23,774,415.90	10,920,438.72	10,018,511.95	12,853,977.18
DESPACHO DE RELACIONES PUBLICAS	5,976,475.03	601,427.99	6,577,903.02	1,313,675.34	1,009,630.67	5,264,227.68
SECRETARÍA DEL AYUNTAMIENTO	63,169,986.00	1,164,199.41	64,274,185.41	16,700,462.54	16,558,626.10	47,573,722.87
CONTRALORIA MUNICIPAL	8,219,568.21	2,326,754.33	10,546,322.54	2,677,293.36	2,598,779.45	7,869,029.18
OBRAS PUBLICAS	211,244,766.99	25,546,251.50	236,791,020.49	67,876,351.97	59,414,337.65	173,914,668.52
TESORERIA	352,471,715.54	6,297,362.23	358,769,077.77	10,078,525.05	9,970,911.27	148,690,552.72
CONTABILIDAD Y EGRESOS	4,662,244.89	510,868.79	5,173,113.68	1,785,789.32	1,665,700.16	3,467,324.36
INGRESOS	69,476,746.42	1,455,314.10	70,932,060.52	12,285,168.00	11,986,461.50	58,646,892.52
CATASTRO MUNICIPAL	7,124,710.86	3,391,068.20	10,515,779.06	2,763,668.01	2,488,070.81	7,752,091.05
DESARROLLO ECONOMICO	6,470,575.38	932,649.55	7,403,224.93	1,784,125.96	1,691,922.15	5,689,098.97
SERVICIOS PUBLICOS	35,710,258.40	33,817,961.31	69,528,219.79	27,932,259.67	25,355,035.90	41,595,960.12
PARQUES Y JARDINES	30,990,017.98	1,749,737.40	32,739,755.38	8,675,167.89	8,211,499.56	24,064,587.49
ALUMBRADO PUBLICO	44,243,509.10	45,268,520.79	89,512,029.89	23,503,210.98	23,511,677.76	66,008,818.91
LIMPIEZA	110,869,691.61	26,295,981.98	137,165,673.63	24,863,300.58	24,773,102.33	59,710,412.05
MANTENIMIENTO URBANO	8,310,515.78	-5,097,348.55	3,213,167.23	-826,048.72	403,443.51	2,787,118.51
PANTEONES	2,806,030.14	649,468.13	3,455,498.27	507,719.93	487,284.09	2,947,778.34
RASTRO	8,706,949.79	164,664.57	8,871,614.36	3,090,613.45	2,991,721.56	5,780,800.91
RELLENO SANITARIO	29,062,682.86	-70,426.79	28,992,256.07	6,069,612.09	6,061,930.96	22,922,643.98
OFICIALIA MAYOR	44,891,853.04	22,955,103.71	67,846,956.75	18,088,474.01	17,112,975.64	49,758,482.74



ADQUISICIONES	4,422,951.16	377,084.11	4,800,035.27	1,110,591.42	1,100,607.74	3,689,443.85
SERVICIOS GENERALES	14,769,265.20	-1,906,056.38	12,862,608.82	2,896,441.18	2,718,939.37	9,966,167.64
CAPITAL HUMANO	170,344,528.69	55,584,226.57	225,928,755.26	50,133,688.80	50,106,163.42	175,795,066.46
CETIC	9,837,350.41	-1,951,171.10	7,886,179.31	1,567,570.21	1,302,020.75	6,316,609.10
BIENESTAR SOCIAL	26,010,054.88	22,448,890.58	48,458,955.46	11,777,188.81	12,078,084.41	36,681,766.65
EDUCACION	14,563,857.58	-8,472,904.97	6,090,952.61	435,075.29	432,588.81	5,655,877.32
SEGURIDAD Y PROTECCION CIUDADANA	143,267,378.94	-6,101,112.50	137,166,266.01	45,367,290.98	35,351,562.45	91,798,975.06
ACADEMIA DE POLICIA DE GOMEZ PALACIO	167,104.40	-157,469.47	9,614.93	0.00	0.00	9,614.93
TRANSITO Y VIALIDAD	37,585,934.20	12,338,360.99	49,924,295.19	14,733,014.39	13,953,503.47	35,191,280.80
SALUD	12,613,635.57	10,106,900.56	22,720,536.13	5,031,376.01	5,646,612.21	16,869,160.12
DESARROLLO RURAL	10,605,906.70	1,011,401.51	11,647,308.21	2,684,206.50	2,637,762.49	8,963,101.71
ECOLOGIA Y PROTECCION AL AMBIENTE	13,751,001.01	2,267,618.36	16,018,619.37	4,026,505.91	3,842,006.95	11,992,113.46
JUVENTUD	4,498,548.72	520,257.97	5,077,806.69	1,082,744.41	1,010,266.77	3,995,062.28
ARTE Y CULTURA	23,187,475.64	-1,941,427.79	21,246,047.85	5,804,457.23	5,670,697.23	15,441,590.62
DEPORTES	26,681,079.49	-1,454,244.80	25,226,834.69	6,308,558.15	5,897,116.34	18,918,284.54
INSTITUTO DE LA MUJER	4,901,269.55	389,240.54	5,090,510.09	1,253,943.45	1,148,533.41	3,836,566.64
PROCURADURIA DE LA MUJER	4,126,654.80	-156,634.12	3,970,020.68	872,772.99	831,424.31	3,097,247.69
INSTITUTO MUNICIPAL DE PLANEACION	2,681,032.22	156,925.51	2,837,957.73	719,131.76	602,526.95	2,118,825.97
<b>Total del Gasto</b>	<b>1,485,448,915.34</b>	<b>214,114,180.34</b>	<b>1,679,563,095.68</b>	<b>416,033,416.20</b>	<b>395,919,004.61</b>	<b>1,261,529,679.48</b>



C. JUANA LETICIA HERRERA ALE  
PRESIDENTA MUNICIPAL






C.P. CARLOS GARCÍA GONZÁLEZ  
TESORERO MUNICIPAL



LIC. JAIME ALONSO AGUILERA GARCÍA  
SÍNDICO MUNICIPAL



TRANSPORTE	0.00	0.00	0.00	0.00	0.00	0.00
COMUNICACIONES	0.00	0.00	0.00	0.00	0.00	0.00
TURISMO	0.00	0.00	0.00	0.00	0.00	0.00
CIENCIA, TECNOLOGÍA E INNOVACIÓN	0.00	0.00	0.00	0.00	0.00	0.00
OTRAS INDUSTRIAS Y OTROS ASUNTOS ECONÓMICOS	0.00	0.00	0.00	0.00	0.00	0.00
<b>OTRAS NO CLASIFICADAS EN FUNCIONES ANTERIORES</b>	<b>0.00</b>	<b>0.00</b>	<b>0.00</b>	<b>0.00</b>	<b>0.00</b>	<b>0.00</b>
TRANSACCIONES DE LA DEUDA PÚBLICA / COSTO FINANCIERO DE LA DEUDA	0.00	0.00	0.00	0.00	0.00	0.00
TRANSFERENCIAS, PARTICIPACIONES Y APORTACIONES ENTRE DIFERENTES NIVELES Y ÓRDENES DE GOBIERNO	0.00	0.00	0.00	0.00	0.00	0.00
SANEAMIENTO DEL SISTEMA FINANCIERO	0.00	0.00	0.00	0.00	0.00	0.00
ADEUDOS DE EJERCICIOS FISCALES ANTERIORES	0.00	0.00	0.00	0.00	0.00	0.00
<b>Total del Gasto</b>	<b>1,465,448,915.34</b>	<b>214,114,180.34</b>	<b>1,679,563,095.68</b>	<b>418,033,416.20</b>	<b>395,519,004.61</b>	<b>1,261,529,679.48</b>

 <hr/> <p>C. JUANA LETICIA HERRERA ALE PRESIDENTA MUNICIPAL</p>	 <hr/> <p>C.P. CARLOS GARCÍA GONZÁLEZ TESORERO MUNICIPAL</p>
 <hr/> <p>LIC. JAIME ALONSO AGUILERA GARCÍA SÍNDICO MUNICIPAL</p>	